



2011-12 ULM MEN'S BASKETBALL

ULM MEDIA RELATIONS • JEREMY STEVENS • MEN'S BASKETBALL CONTACT
318-547-5134 • JSTEVENS@ULM.EDU • ULMWARHAWKS.COM

ULM SCHEDULE/RESULTS

Overall:	1-11	Sun Belt:	0-0
Home:	0-5	Home:	0-0
Away:	1-6	Away:	0-0
Neutral:	0-0	Neutral:	0-0

EXHIBITION

Date	Opponent	Time/Result
Nov. 1	LUBBOCK CHRISTIAN (EXH.)	W, 67-63
Nov. 7	PHILANDER SMITH (EXH.)	W, 82-69

REGULAR SEASON

Date	Opponent	Time/Result
Nov. 11	at Ole Miss	L, 38-60
Nov. 14	INDIANA STATE	L, 59-71
Nov. 16	at Tennessee	L, 62-85
Nov. 19	at Southeastern Louisiana	L, 60-63
Nov. 21	at No. 25 Mississippi State	L, 63-78
Nov. 26	HARDING	L, 68-71
Nov. 28	at Nicholls State	W, 86-65

Dec. 3	LOUISIANA TECH	L, 71-73
Dec. 10	at No. 22 Texas A&M	L, 54-67
Dec. 12	NICHOLLS STATE	L, 70-82
Dec. 15	NORTHWESTERN STATE	L, 63-76
Dec. 19	at No. 21 UNLV	L, 63-81
Dec. 21	at Indiana State	6 p.m.
Dec. 29	WESTERN KENTUCKY*	7:30 p.m.
Dec. 31	ARKANSAS STATE*	4 p.m.

Jan. 5	at Florida Atlantic*	6 p.m.
Jan. 7	at FIU*	6:30 p.m.
Jan. 12	UALR*	7:30 p.m.
Jan. 14	NORTH TEXAS*	4 p.m.
Jan. 19	DENVER*	7:30 p.m.
Jan. 21	at Troy*	7:30 p.m.
Jan. 28	UL-LAFAYETTE*	4 p.m.

Feb. 2	at Arkansas State* (SBN)	8 p.m.
Feb. 4	at UALR*	7 p.m.
Feb. 11	SOUTH ALABAMA*	2 p.m.
Feb. 16	at North Texas*	7 p.m.
Feb. 18	at Denver*	5 p.m.
Feb. 23	MIDDLE TENNESSEE*	7:30 p.m.
Feb. 25	at UL-Lafayette*	7:15 p.m.

All time Central

BOLD CAPS denotes home games

*denotes Sun Belt Conference games

ULM NAME USAGE

We are ULM. Please note that there are only two correct versions of our institution's name, the preferred acronym ULM and the full name, the University of Louisiana at Monroe. Any other reference, including Louisiana-Monroe, UL-Monroe, La.-Monroe, LAM, or simply Monroe, is incorrect. Additionally, all women's athletic teams are known simply as Warhawks -- not Lady Warhawks or Lady Hawks.



ULM WARHAWKS (1-11, 0-0 SUN BELT)

VS. INDIANA STATE SYCAMORES (8-2, 0-0 MISSOURI VALLEY)

Date	Wednesday, Dec. 21, 2011
Tipoff	6:05 p.m. CT
Location	Hulman Center (Terre Haute, Ind.)
Series History	Indiana State leads 1-0
Last Meeting	L, 59-71 (Nov. 14, 2011)
Coaches	Indiana State's Greg Lansing (28-16) vs. ULM's Keith Richard (158-152)
Radio	105.3 FM, Nick White (pbp)
Live Stats	ulmwarhawks.com

WARHAWK QUICK HITS

- ULM is in its 61st season of basketball. The Warhawks have won 10 regular season conference championships, eight conference tournament championships and have made seven NCAA Tournament appearances.
- ULM returns three starters and eight letterwinners off a team that finished 7-24 overall, 2-14 in the Sun Belt last season. The Warhawks also welcome in five newcomers. ULM was picked to finish sixth in the West Division of the Sun Belt Conference.
- ULM has lost three games this season by three points or less, including a 73-71 loss to Louisiana Tech (Dec. 3).
- ULM entered the week ranked 67th nationally in 3-point percentage and 82nd in 3-pointers made per game. The Warhawks are averaging just 12.5 turnovers per game, which ranks 35th in the country.
- ULM has led or been tied with three teams from power six conferences this season, including against a pair of ranked opponents (Texas A&M and Mississippi State).
- The Warhawks have outrebounded their opponent in five of the last six games, including three straight games. ULM is averaging 30.9 rebounds per game on the season.
- Senior guard Fred Brown leads ULM and ranks eighth in the Sun Belt in scoring with 13.8 points per game. Brown is just 57 points shy of reaching 1,000 for his career.
- Sophomore guard Charles Winborne ranks second on the team with 11.8 points. Winborne is shooting a team-best 44.0 percent from 3-point range.

ULM PROBABLE STARTERS

NO.	NAME	POS.	HT.	WT.	YR.	HOMETOWN	PPG	RPG	APG
15	Steven McClellan	C	6-7	250	So.	Fresno, Calif.	8.6	7.2	0.4
35	Trey Lindsey	F	6-6	205	Fr.	Austin, Texas	3.5	2.6	1.3
10	Trent Mackey	G	6-3	180	Fr.	Tampa, Fla.	7.4	1.8	1.3
11	Charles Winborne	G	6-1	185	So.	Shreveport, La.	11.8	2.4	2.3
55	Fred Brown	G	6-2	190	Sr.	West Palm Beach, Fla.	13.7	2.4	2.8

ULM OFF THE BENCH

NO.	NAME	POS.	HT.	WT.	YR.	HOMETOWN	PPG	RPG	APG
3	Marcelis Hansberry	G	6-0	180	So.	Jackson, Miss.	5.4	2.2	1.7
4	R.J. McCray	G	6-2	180	So.	Arlington, Texas	2.9	1.5	1.2
5	Christian Bibi Ndonga	F	6-8	195	Sr.	Yaounde, Cameroon	3.7	2.9	0.4
24	Hugh Mingo	G	6-3	175	Sr.	West Monroe, La.	7.8	4.2	1.1
41	Fabio Ribeiro	C	6-10	250	Sr.	Caetnopolis, Brazil	3.9	4.5	0.3

INDIANA STATE PROBABLE STARTERS

NO.	NAME	POS.	HT.	WT.	YR.	HOMETOWN	PPG	RPG	APG
15	Carl Richard	F	6-5	215	Sr.	Chicago, Ill.	10.4	4.4	0.7
34	Myles Walker	C	6-8	250	Sr.	San Antonio, Texas	8.9	4.8	0.2
13	Jake Odum	G	6-4	170	So.	Terre Haute, Ind.	9.5	5.4	6.6
24	Jordan Printy	G	6-4	185	Sr.	Marion, Iowa	8.9	2.4	1.3
25	Steve McWhorter	G	6-2	185	So.	Racine, Wis.	5.3	1.9	2.2

**ULM QUICK FACTS****UNIVERSITY INFORMATION**

Name	ULM (University of Louisiana at Monroe)
Location	Monroe, La. (Ouachita Parish)
Founded	1931
Enrollment	8,858
Nickname/Mascot	Warhawks/Ace
Colors	Maroon & Gold
Conference	Sun Belt
Affiliation	NCAA Division I
President	Dr. Nick Bruno
Director of Athletics	Bobby Staub

HOME COURT INFORMATION

Facility	Fant-Ewing Coliseum
Capacity	7,000
Opened	1971
Playing Surface	Maple
All-Time Record	381-146
Championship Tournaments Hosted	10
Press Row Phone	(318) 342-6920

PROGRAM INFORMATION

First Season	1951-52
Total Seasons	60
All-Time Record	894-759
All-Time Conference Record	383-317
Gulf States (18 seasons)	100-98
Atlantic Sun (4 seasons)	23-11
Southland (24 seasons)	231-149
Sun Belt (5 seasons)	29-59
Winning Seasons	38
Last	2006-07 (18-14)
20-Plus Win Seasons	10
Last	2001-02 (20-12)
Regular Season Conference Championships	10
.. (1962, 1965, 1980, 1986, 1990, 1991, 1993, 1994, 1996, 1997)	
Conference Tournament Titles	8
..... (1979, 1982, 1986, 1990, 1991, 1992, 1993, 1996)	
NCAA Tournament Appearances	7
Last	1996 (Wake Forest: L, 50-62)
NIT Appearances	2
Last	1988 (Arkansas State: L, 59-70)

2010-11 SEASON RECAP

Overall Record	7-24
Home	4-9
Away	2-13
Neutral	1-2
SBC Record	2-14 (6th West)
Home	0-8
Away	2-6
SBC Tournament Record	0-1
Starters R/L	3/2
Letterwinners R/L	8/4
Newcomers (HS/TR)	5 (4/1)
Returning Scoring62 percent
Returning Rebounding58 percent

BASKETBALL STAFF

Head Coach	Keith Richard
Alma Mater	ULM, 1982
Record at ULM	7-24 (1 season)
Career Record	157-141 (10 seasons)
Assistant Coach	Cord Wright (Limestone, 2002)
Assistant Coach	Brandon Roberts (ULM, 2009)
Athletic Trainer	Jeremy Teblum (Florida State, 2009)
Strength & Conditioning	Joe Girardi (Miami, Fla., 2009)
Video Coordinator	Matt Braunscheidel (St. Bonaventure, 2006)
Academic Counselor	Elizabeth Holbert (Ole Miss, 2008)

GAME BASICS

The Warhawks (1-11) wrap up a two-game road swing Wednesday against Indiana State (8-2) at 6:05 p.m. CT inside the Hulman Center. Wednesday marks the second meeting of the season between the two teams as Indiana State pulled out a 71-59 victory in Monroe back on Nov. 14. The game can be heard on 105.3 FM in Monroe or online at ulmwarhawks.com, with Nick White calling the action. Live stats are available by visiting ulmwarhawks.com.

UPDATING THE WARHAWKS

• ULM dropped its fifth straight game Monday in an 81-63 loss at No. 21 UNLV. The Warhawks shot 45.2 percent from the field and tied a season high with four players in double-figure scoring. ULM also owned a 32-22 edge on the boards against the Runnin' Rebels -- The Warhawks have outrebounded three straight opponents and five of the last six.

• A big reason for the Warhawks' rebounding success over the past five games is the presence of 6-foot-7 center Steven McClellan. The sophomore is averaging a team-best 7.2 rebounds in five games since coming out of redshirt. McClellan recorded a career-high 16 points to go with seven rebounds to lead the way for ULM against UNLV.

• As a team, the Warhawks rank fifth in the Sun Belt in field-goal percentage (.427) and sixth in 3-point percentage (.368). ULM also ranks fourth in the conference in 3-pointers per game (6.8).

• The Warhawks ranked as high as 37th nationally in 3-point percentage two weeks ago, but have cooled down from deep over the past few games. ULM enters play Monday shooting 36.7 percent from beyond the arc.

• Freshman guard Trent Mackey tied his career high with 13 points on 5-of-9 shooting Monday against UNLV. Mackey is averaging 7.4 points in his rookie season with the Warhawks.

• Senior guard Fred Brown tallied 12 points, six assists and four steals Monday. His six assists tied his season high and his four steals tied his career high. He leads the team with 13.7 points and 2.8 assists per game. He is 57 points shy of reaching 1,000 for his career.

• Sophomore guard Charles Winborne is the only other ULM player to average in double figures in scoring with 11.8 points per game. He leads the team shooting 44.0 percent from 3-point range.

• Senior guard Hugh Mingo has come on late and is averaging 7.8 points and 4.2 rebounds per game this season. Mingo had a season-best 21 points on 6-of-9 shooting at then No. 22 Texas A&M on Dec. 10. He is averaging 12.3 points and 5.6 rebounds over ULM's last four games.

OTHER NOTES

• ULM shot a season-best 62 percent from the field against Nicholls State (Nov. 28). It was the Warhawks' highest shooting percentage in a game since December of 2009.

• ULM has hung tough with some of the best teams in the country this season. The Warhawks led then No. 25 Mississippi State by two points with 14:13 remaining (Nov. 21) and most recently were tied 43-41 at No. 22 Texas A&M with 13:20 to play (Dec. 10). In addition, ULM also had a second-half lead at Tennessee on Nov. 16.

• The Warhawks made at least 10 3-pointers in back-to-back games earlier this season. ULM had 11 3s against Harding (Nov. 26) and followed it up with 12 3s against Nicholls State (Nov. 28). ULM has made 73 3-pointers so far this season.

• The Warhawks are playing the 2011-12 season with just nine active scholarship players and are banned from participating in postseason play due to NCAA APR sanctions.

PREVIEWING THE SYCAMORES

• Indiana State enters play Wednesday with a record of 8-2, including a 61-55 victory at No. 25 Vanderbilt Saturday in its last outing. The Sycamores also have wins this season over Eastern Illinois (79-72), Ball State (57-50), Green Bay (57-56), Texas Tech (60-49), Fairfield (72-66) and Maryville (68-57). Indiana State is averaging 65.9 points per game and shooting 43.7 percent from the field, 38.0 percent from 3-point range and 74.3 percent from the free-throw line. Indiana State is ranked No. 11 in the latest Mid Major Top 25 poll.

• Leading the way for Indiana State is Louisiana native Dwayne Lathan, who averages 11.2 points and 4.8 rebounds per game. Lathan paces the Sycamores shooting 51.5 percent from the field. Carl Richard is the only other Indiana State player to average double figures in scoring with 10.4 points per game. The Sycamores have balanced scoring with six players averaging at least 8.5 points per game.

• Greg Lansing is in his second season as the head coach of the Sycamores. Lansing has posted a record of 28-16, including leading Indiana State to the NCAA Tournament last season. He is the second coach in the school's history to guide the Sycamores to the NCAA Tournament in his rookie season.

STATS COMPARISON**CATEGORY**

Overall Record	1-11	8-2
Conference Record	0-0	0-0
Points Per Game	63.1	65.9
Opp. Points Per Game	72.7	61.4
Rebounds Per Game	30.9	30.2
Rebounding Margin	-2.3	-1.2
Field Goal Pct.	.426	.437
Opp. Field Goal Pct.	.466	.431
3-Point Pct.	.367	.380
Opp. 3-Point Pct.	.399	.367
Free Throw Pct.	.698	.743
Assists Per Game	12.3	13.1
Turnovers Per Game	13.0	12.6
Turnover Margin	-1.8	+2.4
Blocked Shots Per Game	2.0	3.3
Steals Per Game	5.1	7.2



**CAREER TOTALS FOR CURRENT WARHAWKS****POINTS**

Fred Brown.....	943
Hugh Mingo.....	389
Steven McClellan.....	187
Marcelis Hansberry.....	166
Fabio Ribeiro.....	149
Charles Winborne.....	144
R.J. McCray.....	101
Christian Bibi Ndongo.....	75
Trent Mackey.....	89
Trey Lindsey.....	42
Reginald Smith.....	3
Ife Eke.....	0
D'Andre Martin.....	0

REBOUNDS

Hugh Mingo.....	197
Fred Brown.....	180
Steven McClellan.....	149
Fabio Ribeiro.....	136
Christian Bibi Ndongo.....	67
Marcelis Hansberry.....	61
R.J. McCray.....	37
Trey Lindsey.....	31
Charles Winborne.....	30
Trent Mackey.....	21
Ife Eke.....	3
D'Andre Martin.....	0
Reginald Smith.....	0

ASSISTS

Fred Brown.....	173
Marcelis Hansberry.....	65
Hugh Mingo.....	53
Charles Winborne.....	28
R.J. McCray.....	27
Steven McClellan.....	16
Trey Lindsey.....	16
Trent Mackey.....	15
Fabio Ribeiro.....	11
Christian Bibi Ndongo.....	9
Ife Eke.....	0
D'Andre Martin.....	0
Reginald Smith.....	0

STEALS

Fred Brown.....	92
Hugh Mingo.....	47
Marcelis Hansberry.....	19
Steven McClellan.....	15
Fabio Ribeiro.....	10
R.J. McCray.....	10
Christian Bibi Ndongo.....	9
Trey Lindsey.....	7
Charles Winborne.....	6
Trent Mackey.....	3
D'Andre Martin.....	1
Ife Eke.....	0
Reginald Smith.....	0

BLOCKS (Top Five Only)

Christian Bibi Ndongo.....	17
Steven McClellan.....	12
Fabio Ribeiro.....	10
Fred Brown.....	8
Hugh Mingo.....	8

SERIES HISTORY

ULM and Indiana State met for the first earlier this season (Nov. 14) with the Sycamores posting a 71-59 victory inside Fant-Ewing Coliseum. ULM shot 36.8 percent from the field and made 9-of-19 from beyond the arc in the first meeting. Senior Fred Brown led the Warhawks with 15 points, seven rebounds and five assists, while Charles Winborne chipped in 12 points with a season-high four 3-pointers.

UP NEXT

ULM has eight days off before opening the Sun Belt Conference slate Thursday (Dec. 29) at home against Western Kentucky at 4:30 p.m. inside Fant-Ewing Coliseum.

MCCLELLAN MAKES SEASON DEBUT

Sophomore Steven McClellan saw his first action of the season Dec. 3 against Louisiana Tech. McClellan came off the bench with six points, seven rebounds and a blocked shot in 21 minutes of action. The 6-foot-7 center was slated to redshirt this season, but adds much needed height to the ULM frontcourt.

BROWN CHASING 1,000 POINTS

Senior guard Fred Brown moved to within 57 points of reaching 1,000 for his career Saturday against Texas A&M. Brown, who scored 380 points in two seasons with Kansas State, has been the leading scorer for ULM for two straight years. He has notched double figures in scoring in 44 games during his career, including nine times this season.

ULM CLOSING IN ON 900 WINS

In its 61st season of men's basketball, ULM is just six wins shy of reaching 900 in its history. The men's basketball program has been one of the finest at ULM over the years as the Warhawks have captured 10 regular season conference titles, eight conference tournament championships and have appeared in the NCAA Tournament seven times and the NIT twice.

WARHAWK INK TWO IN EARLY SIGNING PERIOD

ULM men's basketball head coach Keith Richard announced Thursday the signing of high school seniors Kyle Koszuta and Taylor Birchett to national letters of intent. Koszuta and Birchett are the first two players to sign with the Warhawks for the 2012-13 season.

"We are excited about Kyle and Taylor joining our team next season," Richard said. "They're great kids that come from great families and will help us move this program forward."

Koszuta, a 6-1 point guard, attends Niceville High School in Niceville, Fla. Koszuta averaged 16.1 points and 1.5 assists as a junior, helping the Eagles to a 15-9 record. He scored a season-best 31 points on 12-of-23 shooting against Bainbridge (Ga.) last season.

Birchett, a 6-4 shooting guard, attends Roswell High School in Roswell, Ga. He led his team in scoring with 16.5 points as a junior and helped Roswell to its first Georgia 'Sweet 16' appearance in 14 years. He shot 43.2 percent from the field (118-of-273) and 40.3 percent from 3-point range (54-of-134) as a junior and was named to the 6-5A all-region team and the All-North Fulton Prep Rally first team.

EKE TO REDSHIRT IN 2011-12

ULM men's basketball head coach Keith Richard announced Tuesday that sophomore Ife Eke will redshirt during the 2011-12 season and will have three years of eligibility remaining starting next season. The Warhawks will play the season with nine scholarship players.

Eke suffered a season-ending injury by tearing his anterior cruciate ligament (ACL) in practice last week and is expected to have surgery in the near future.

FAMILIAR FOES

ULM will renew in-state rivalries against former Southland Conference foes Northwestern State, Southeastern Louisiana and Nicholls State in 2011-12. The Warhawks will also face Louisiana Tech for the fourth consecutive season.

ULM has faced Northwestern State more than any other team as the two will meet for the 118th time this season. The Warhawks and Demons have not faced each other since 2005-06, the last season ULM competed in the Southland. Similarly, the Warhawks will meet Southeastern Louisiana for the 91st time and Nicholls State for the 71st time in school history.

BROWN TABBED PRESEASON ALL-SUN BELT

Senior guard Fred Brown has picked up plenty of preseason accolades as he was named to virtually everyone's preseason All-Sun Belt team. Brown was chosen to All-Sun Belt Third Team by the conference coaches and College Sports Madness. Brown was also picked as one of the top five players in the Sun Belt by Jon Teitel of collegehoops.net.

**SUN BELT STANDINGS**

EAST DIVISION	Sun Belt			Overall		
	W	L	Pct.	W	L	Pct.
Middle Tennessee	0	0	.000	10	2	.833
South Alabama	0	0	.000	7	3	.700
Troy	0	0	.000	4	5	.444
Florida Atlantic	0	0	.000	4	7	.364
Western Kentucky	0	0	.000	4	8	.333
FIU	0	0	.000	3	8	.273

WEST DIVISION	Sun Belt			Overall		
	W	L	Pct.	W	L	Pct.
Denver	0	0	.000	9	2	.818
Arkansas State	0	0	.000	6	6	.500
North Texas	0	0	.000	5	5	.500
UL-Lafayette	0	0	.000	5	8	.385
UALR	0	0	.000	3	9	.250
ULM	0	0	.000	1	11	.083

**MID-MAJOR TOP 25 (Dec. 12, 2011)**

No.	School	Record	Pts.	Prev.
1.	Creighton (22)	8-1	745	1
2.	Murray State (5)	12-0	738	2
3.	Harvard	9-1	700	3
4.	Cleveland State (1)	10-1	670	4
5.	Iona	9-2	619	5
6.	Wichita State	8-2	599	7
7.	Gonzaga (1)	7-2	589	9
8.	Kent State (1)	7-1	529	8
9.	Saint Mary's	8-1	523	10
10.	Northern Iowa (1)	9-1	513	11
11.	Indiana State	8-2	425	16
12.	Ohio	9-1	394	18
13.	College of Charleston	9-1	389	17
14.	BYU	8-3	294	12
15.	George Mason	7-3	292	15
16.	Middle Tennessee	10-2	291	19
17.	Belmont	7-4	275	6
18.	UC Santa Barbara	5-3	271	14
19.	Oakland	8-4	258	21
20.	VCU	7-3	206	20
21.	Denver	8-2	151	23
22.	Weber State	6-3	147	13
23.	Long Beach State	4-5	110	22
24.	Robert Morris	8-3	60	NR
25.	Coastal Carolina	9-1	41	NR
25.	South Dakota State	10-4	41	NR

OTHERS RECEIVING VOTES: Davidson 39, Milwaukee 37, Oral Roberts 36, Lamar 23, Loyola MD 14, Valparaiso 13, Cal Poly 11, Ball State 10, Fairfield 10, Butler 9, Norfolk State 9, Lehigh 8, Buffalo 7, Missouri State 6, Campbell 4, Georgia State 4, North Dakota State 3, Columbia 1, Drexel 1, Yale 1.

BROWN, MINGO NAMED TEAM CAPTAINS

Head Coach Keith Richard named seniors Fred Brown and Hugh Mingo team captains for the 2011-12 season. Brown and Mingo are the two leading returning scorers from last season. They combined to make 58 starts and averaged over 32 minutes per game a year ago.

WARHAWKS PICKED SIXTH IN SUN BELT WEST DIVISION

ULM was picked to finish sixth in the West Division of the Sun Belt by its conference coaches. Arkansas State received 64 points and was picked to win the West, followed by UL-Lafayette (60), North Texas (50), Denver (40), UALR (26) and ULM (12).

Florida Atlantic got all but one first-place vote to earn the top spot in the East Division. The Owls were followed by Middle Tennessee (59), Western Kentucky (41), South Alabama (33), FIU (31) and Troy (17).

FANT-EWING COURT GETS NEW LOOK

The court inside Fant-Ewing Coliseum will have a new look to it when the ULM men's and women's basketball teams begin play in November.

The court has been redesigned and repainted with a fresh look, which includes the primary ULM logo at center court and "Warhawks" on each baseline. It is the first major renovation to the court since the fall of 2006.

The redesign also accommodates the new women's 3-point line, which moves back a foot to 20 feet, 9 inches (the same as the men) and the addition of the charge circle underneath each basket.

Fant-Ewing Coliseum has received several upgrades since 2009, including a new scoreboard and new scorer's tables.

MISC. STATS

Largest halftime lead	2, at Nicholls State (11/28/11)
Largest halftime deficit	22, at Ole Miss (11/11/11)
Largest halftime lead surrendered to lose	n/a
Largest halftime deficit overcome to win	n/a
Largest lead at any time	21, at Nicholls State (11/28/11)
Largest deficit at any time	29, at UNLV (12/19/11)
Largest lead surrendered to lose	8, at Mississippi State (11/21/11)
Largest deficit overcome to win	6, at Nicholls State (11/28/11)
Largest margin of victory	21, at Nicholls State (11/28/11)
Largest margin of defeat	23, at Tennessee (11/16/11)
Most points scored in a half	50 (second half), at Nicholls State (11/28/11)
Fewest points scored in a half	11, at Ole Miss (11/11/11)
Most points allowed in a half	52, at Tennessee (11/16/11)
Fewest points allowed in a half	24, at Southeastern La. (11/19/11)



2011-12 ROSTER

NUMERICAL ROSTER

##	Name	Pos.	Cl.	Ht.	Wt.	Hometown (Previous School)
3	Marcelis Hansberry	G	So.	6-0	180	Jackson, Miss. (Provine HS)
4	R.J. McCray	G	So.	6-2	180	Arlington, Texas (Grace Prep Academy)
5	Christian Bibi Ndongo	F	Sr.	6-8	195	Yaounde, Cameroon (John Wood CC)
10	Trent Mackey	G	Fr.	6-3	180	Tampa, Fla. (Newsome HS)
11	Charles Winborne	G	So.	6-1	185	Shreveport, La. (Loyola-Chicago)
14	Ife Eke*	F	So.	6-7	210	Lagos, Nigeria (Northwest Rankin HS)
15	Steven McClellan	C	So.	6-7	250	Fresno, Calif. (Edison HS)
23	Reginald Smith	G	Fr.	6-0	160	Columbia, La. (Caldwell HS)
24	Hugh Mingo	G	Sr.	6-3	175	West Monroe, La. (South Plains CC)
33	D'Andre Martin	G	Fr.	6-2	195	Monroe, La. (Richwood HS)
35	Trey Lindsey	F	Fr.	6-6	205	Austin, Texas (Bowie HS)
41	Fabio Ribeiro	C	Sr.	6-10	250	Caetopolis, Brazil (New Mexico JC)
55	Fred Brown	G	Sr.	6-2	190	West Palm Beach, Fla. (Kansas State)

*Will redshirt during the 2011-12 season

ALPHABETICAL ROSTER

##	Name	Pos.	Cl.	Ht.	Wt.	Hometown (Previous School)
5	Christian Bibi Ndongo	F	Sr.	6-8	195	Yaounde, Cameroon (John Wood CC)
55	Fred Brown	G	Sr.	6-2	190	West Palm Beach, Fla. (Kansas State)
14	Ife Eke*	F	So.	6-7	210	Lagos, Nigeria (Northwest Rankin HS)
3	Marcelis Hansberry	G	So.	6-0	180	Jackson, Miss. (Provine HS)
35	Trey Lindsey	F	Fr.	6-6	205	Austin, Texas (Bowie HS)
10	Trent Mackey	G	Fr.	6-3	180	Tampa, Fla. (Newsome HS)
33	D'Andre Martin	G	Fr.	6-2	195	Monroe, La. (Richwood HS)
15	Steven McClellan	C	So.	6-7	250	Fresno, Calif. (Edison HS)
4	R.J. McCray	G	So.	6-2	180	Arlington, Texas (Grace Prep Academy)
24	Hugh Mingo	G	Sr.	6-3	175	West Monroe, La. (South Plains CC)
41	Fabio Ribeiro	C	Sr.	6-10	250	Caetopolis, Brazil (New Mexico JC)
23	Reginald Smith	G	Fr.	6-0	160	Columbia, La. (Caldwell HS)
11	Charles Winborne	G	So.	6-1	185	Shreveport, La. (Loyola-Chicago)

*Will redshirt during the 2011-12 season

COACHING STAFF

Head Coach: Keith Richard, second season at ULM

Assistant Coach: Cord Wright, second season at ULM

Assistant Coach: Brandon Roberts, second season at ULM

PRONUNCIATION

Keith RICHARD	Re-CHARD
Christian BIBI NDONGO	be-be-DONGO
IFE EKE	if-E E-kay
Fabio RIBEIRO	rib-ARROW
D'ANDRE Martin	DEE-on-dre

BY CLASS

Seniors	Fred Brown
.....	Hugh Mingo
.....	Fabio Ribeiro
.....	Christain Bibi Ndongo
Sophomores	Marcelis Hansberry
.....	R.J. McCray
.....	Charles Winborne
.....	Ife Eke
.....	Steven McClellan
Freshman	Trent Mackey
.....	Reginald Smith
.....	D'Andre Martin
.....	Trey Lindsey

BY POSITION

Guard	Marcelis Hansberry
.....	R.J. McCray
.....	Trent Mackey
.....	Charles Winborne
.....	Reginald Smith
.....	Hugh Mingo
.....	D'Andre Martin
.....	Fred Brown
Forward	Christian Bibi Ndongo
.....	Ife Eke
.....	Trey Lindsey
Center	Steven McClellan
.....	Fabio Ribeiro

BY HEIGHT

6-0	Reginald Smith
.....	Marcelis Hansberry
6-1	Charles Winborne
6-2	Fred Brown
.....	R.J. McCray
.....	D'Andre Martin
6-3	Hugh Mingo
.....	Trent Mackey
6-6	Trey Lindsey
6-7	Steven McClellan
.....	Ife Eke
6-8	Christian Bibi Ndongo
6-10	Fabio Ribeiro

BY STATE

Louisiana	Charles Winborne
.....	Reginald Smith
.....	Hugh Mingo
.....	D'Andre Martin
Texas	R.J. McCray
.....	Trey Lindsey
Mississippi	Marcelis Hansberry
.....	Ife Eke
Florida	Fred Brown
.....	Trent Mackey
California	Steven McClellan
Brazil	Fabio Ribeiro
Cameroon	Christian Bibi Ndongo



HEAD COACH KEITH RICHARD

Keith Richard returned to his alma mater to become ULM's seventh men's basketball head coach on April 22, 2010. Now in his second season, Richard seeks to restore the rich tradition of the ULM men's basketball program — something he knows very well.

Richard became the second ULM men's basketball coach — joining Mike Vining — to have also been a student-athlete and an assistant coach for the program. He was with the Warhawks in both capacities for six of the program's seven NCAA Tournament appearances in the 80s and 90s.

The Warhawks finished 7-24 in Richard's first season that was plagued by scholarship limits and youth. Despite the record, the Warhawks were competitive, losing seven games by six points or less. The season highlight came in an 82-75 victory at North Texas in the final week of the regular season. The Warhawks also took down Big Sky Tournament champion Northern Colorado 78-75 in Fant-Ewing Coliseum on Dec. 22.

As a student-athlete, Richard bridged the transition from Lenny Fant to Benny Hollis to Vining. He played on Fant's final team, played two seasons for Hollis and then completed his playing career on Vining's first team. ULM won three Trans-America Athletic Conference championships during his four years and advanced to the NCAA Tournament in 1982, the school's first-ever appearance, and the NIT in 1979. He twice led the team in assists and was team captain in 1980-81 and 1981-82.

Following his playing career, Richard spent two seasons as a graduate assistant at ULM (1984-86), assisting as his alma mater won the Southland Conference regular season and tournament titles in 1985, earning a trip to the NCAA Tournament.

Richard moved on to Marshall University for three years from 1986-89, helping the Thundering Herd win two Southern Conference crowns and a Southern Conference tournament title. Marshall participated in the 1987 NCAA Tournament and the 1988 NIT while Richard was on staff.

He returned to ULM for the 1989-90 season, spending five seasons as an assistant coach. In those five years, ULM won four Southland Conference regular season championships, four Southland Conference tournaments and made four appearances in the NCAA Tournament (1990, 1991, 1993, 1994). He departed in 1994 to join the staff at Louisiana Tech.

In his first season at Louisiana Tech, Richard helped the Bulldogs to the second biggest turnaround in the nation as they won 14 games after winning just two in the season prior to his arrival.

The following year Richard was promoted from assistant coach to associate head coach, spending three seasons in that capacity. He helped the Bulldogs reach the championship game of the Sun Belt Tournament in 1997, the school's first appearance in five seasons.

Richard became the head coach at Louisiana Tech prior to the 1998-99 season, guiding the Bulldogs for nine seasons. In his time at the helm of Louisiana Tech, Richard compiled a record of 150-117, the third-most wins in school history. In nine seasons, Richard had 11 players named all-conference, including three-time NCAA rebounding champion Paul Millsap, who went on to be drafted by the Utah Jazz. This season, Millsap will begin his fifth year with the Jazz.

During Richard's tenure at Louisiana Tech, the Bulldogs went on the road and won money games against the likes of Auburn, Baylor, Memphis (coached by John Calipari) and Texas Tech (coached by Bob Knight).

In his first season as head coach, Louisiana Tech won the Sun Belt regular season championship. Richard was named Sun Belt Conference Coach of the Year and two players, Lonnie Cooper and Craig Jackson, earned all-conference accolades.

The next year, Richard guided Louisiana Tech to a 21-win season, the school's first of three 20-plus win seasons under Richard. Gerrod Henderson and Jackson earned All-Sun Belt honors that year, with Henderson named the Sun Belt's Most Valuable Player.

In 2001-02, Louisiana Tech moved from the Sun Belt into the Western Athletic Conference, where Richard immediately turned the Bulldogs into a contender for the conference crown, posting a 22-10 overall record, 14-4 in conference play. Led by Henderson, who earned All-WAC honors, Richard's Bulldogs earned a berth in the NIT, where they defeated Louisiana-Lafayette and Vanderbilt before falling to Villanova.

Richard took the Bulldogs to the postseason again during the 2005-06 season as Louisiana Tech won 20 games and earned a trip to the NIT. That year, Millsap was named as an All-WAC performer for the third consecutive season while also leading the nation in rebounding for the third-straight season.

In nine years as the head coach at Louisiana Tech, Richard's teams posted a conference record of 90-60, going 32-14 in three seasons in Sun Belt and 58-46 in six years in the WAC. At ULM, Richard returns to the Sun Belt where he currently stands as the league's 10th winningest coach in conference games, with a .696 winning percentage.

Prior to returning to guide his alma mater, Richard spent the past two seasons as an assistant coach at LSU, where he helped the Tigers win the 2008-09 SEC regular season championship and reach the second round of the NCAA Tournament before losing to eventual national champion North Carolina.



THE RICHARD FILE

8-35 Record at ULM (second season)

158-152 Career Record (11th season)

COACHING HONORS

1999 Sun Belt Coach of the Year

Has been part of the coaching staff for seven NCAA Tournament and three NIT teams

COACHING CAREER

Season	School	Position	Record/Postseason
1984-85	ULM	Graduate Assistant	17-12
1985-86	ULM	Graduate Assistant	20-10/NCAA
1986-87	Marshall	Assistant Coach	25-6/NCAA
1987-88	Marshall	Assistant Coach	24-8/NIT
1988-89	Marshall	Assistant Coach	15-15
1989-90	ULM	Assistant Coach	22-8/NCAA
1990-91	ULM	Assistant Coach	25-8/NCAA
1991-92	ULM	Assistant Coach	19-10/NCAA
1992-93	ULM	Assistant Coach	26-5/NCAA
1993-94	ULM	Assistant Coach	19-9
1994-95	Louisiana Tech	Assistant Coach	14-13
1995-96	Louisiana Tech	Associate Head Coach	11-17
1996-97	Louisiana Tech	Associate Head Coach	15-14
1997-98	Louisiana Tech	Associate Head Coach	12-15
1998-99	Louisiana Tech	Head Coach	19-9
1999-00	Louisiana Tech	Head Coach	21-8
2000-01	Louisiana Tech	Head Coach	17-12
2001-02	Louisiana Tech	Head Coach	22-10/NIT
2002-03	Louisiana Tech	Head Coach	12-15
2003-04	Louisiana Tech	Head Coach	15-15
2004-05	Louisiana Tech	Head Coach	14-15
2005-06	Louisiana Tech	Head Coach	20-13/NIT
2006-07	Louisiana Tech	Head Coach	10-20
2008-09	LSU	Assistant Coach	27-8/NCAA
2009-10	LSU	Assistant Coach	11-20
2010-11	ULM	Head Coach	7-24
2011-12	ULM	Head Coach	1-11

PLAYING CAREER

Played for ULM from 1978-82; Coached by Lenny Fant, Benny Hollis & Mike Vining

1979 Atlantic Sun Tournament Champions, NIT

1980 Atlantic Sun Regular Season Champions

1982 Atlantic Sun Tournament Champions, NCAA

Two-time team captain ('81 & '82)

Led team in assists twice



2011-12 ULM Men's Basketball
ULM Combined Team Statistics (as of Dec 20, 2011)
All games

RECORD:	OVERALL	HOME	AWAY	NEUTRAL
ALL GAMES	1-11	0-5	1-6	0-0
CONFERENCE	0-0	0-0	0-0	0-0
NON-CONFERENCE	1-11	0-5	1-6	0-0

#	Player	gp-gs	min	avg	Total		3-Point		F-Throw		Rebounds				pf	dq	a	to	blk	stl	pts
					fg-fga	fg%	3fg-fga	3fg%	ft-fa	ft%	off	def	tot	avg							
55	Brown, Fred	12-10	340	28.3	56-142	.394	22-57	.386	30-35	.857	9	20	29	2.4	21	1	33	32	0	17	164
11	Winborne, Charles	12-10	330	27.5	50-106	.472	22-50	.440	19-26	.731	5	24	29	2.4	15	0	28	17	1	5	141
15	McClellan, Steven	5-3	112	22.4	18-32	.563	0-0	.000	7-8	.875	14	22	36	7.2	21	3	2	12	3	5	43
24	Mingo, Hugh	12-7	245	20.4	38-88	.432	8-25	.320	10-18	.556	11	39	50	4.2	27	1	13	14	4	3	94
10	Mackey, Trent	12-7	289	24.1	32-72	.444	20-48	.417	5-6	.833	4	17	21	1.8	24	1	15	18	1	3	89
03	Hansberry, Marcelis	12-4	237	19.8	25-69	.362	2-18	.111	13-21	.619	6	20	26	2.2	16	0	20	11	1	8	65
41	Ribeiro, Fabio	12-7	219	18.3	20-53	.377	0-0	.000	7-11	.636	15	39	54	4.5	20	0	4	19	3	3	47
05	Bibi Ndongo, C.	10-6	193	19.3	11-27	.407	1-3	.333	14-23	.609	10	19	29	2.9	25	0	4	4	9	5	37
35	Lindsey, Trey	12-5	244	20.3	14-34	.412	5-15	.333	9-11	.818	7	24	31	2.6	42	4	16	10	0	7	42
04	McCray, R.J.	11-1	169	15.4	14-26	.538	1-5	.200	3-7	.429	3	14	17	1.5	8	0	13	11	2	4	32
23	Smith, Reginald	3-0	9	3.0	1-2	.500	0-0	.000	1-2	.500	0	0	0	0.0	0	0	0	0	0	0	3
33	Martin, D'Andre	4-0	13	3.3	0-4	.000	0-0	.000	0-1	.000	0	0	0	0.0	1	0	0	3	0	1	0
Team											24	25	49		1		5				
Total.....		12	2400		279-655	.426	81-221	.367	118-169	.698	108	263	371	30.9	221	10	148	156	24	61	757
Opponents.....		12	2400		296-635	.466	105-263	.399	175-246	.711	110	289	399	33.2	169	-	184	134	53	81	872

TEAM STATISTICS	ULM	OPP	Date	Opponent	Score	A
SCORING	757	872	11/11/11	at Ole Miss	L 38-60	57
Points per game	63.1	72.7	11/14/11	INDIANA STATE	L 59-71	12
Scoring margin	-9.6	-	11/16/11	at Tennessee	L 62-85	147
FIELD GOALS-ATT	279-655	296-635	11/19/11	at Southeastern La.	L 60-63	8
Field goal pct	.426	.466	11-21-11	at Mississippi State	L 63-78	75
3 POINT FG-ATT	81-221	105-263	11/26/11	HARDING	L 68-71	8
3-point FG pct	.367	.399	11/28/11	at Nicholls State	w 86-65	5
3-pt FG made per game	6.8	8.8	12/03/11	LOUISIANA TECH	L 71-73	20
FREE THROWS-ATT	118-169	175-246	12/10/11	at Texas A&M	L 54-67	68
Free throw pct	.698	.711	12/12/11	NICHOLLS STATE	L 70-82	11
F-Throws made per game	9.8	14.6	12/15/11	NORTHWESTERN STATE	L 63-76	12
REBOUNDS	371	399	12/19/11	at UNLV	L 63-81	115
Rebounds per game	30.9	33.2				
Rebounding margin	-2.3	-				
ASSISTS	148	184				
Assists per game	12.3	15.3				
TURNOVERS	156	134				
Turnovers per game	13.0	11.2				
Turnover margin	-1.8	-				
Assist/turnover ratio	0.9	1.4				
STEALS	61	81				
Steals per game	5.1	6.8				
BLOCKS	24	53				
Blocks per game	2.0	4.4				
ATTENDANCE	6574	47868				
Home games-Avg/Game	5-1315	7-6838				
Neutral site-Avg/Game	-	0-0				

* - Conference game

Score by Periods	1st	2nd	Totals
ULM	326	431	757
Opponents	433	439	872



INSIDE THE NUMBERS

ULM BASKETBALL STATISTICAL BREAKDOWN

TEAM	GAMES	FG-FGA	PCT.	3F-3PA	PCT.	FT-FTA	PCT.	O-D	TOT	AVG.	FOUL	DQ	AST	AVG	TO	BLK	STL	PTS	AVG
OVERALL (1-10)	11	256-604	.424	75-205	.366	107-155	.690	93-246	339	30.8	203	9	138	12.5	137	24	54	694	63.1
HOME (0-5)	5	115-283	.406	36-91	.396	65-89	.730	51-115	166	33.2	100	7	63	12.6	66	14	21	331	66.2
AWAY (1-5)	6	141-321	.439	39-114	.342	42-66	.636	42-131	173	28.8	103	2	75	12.5	71	10	33	363	60.5
NEUTRAL																			
NON-CONF (1-10)	11	256-604	.424	75-205	.366	107-155	.690	93-246	339	30.8	203	9	138	12.5	137	24	54	694	63.1
CONFERENCE																			

INSIDE THE NUMBERS

RECORD BY VENUE	2011-12 Overall	2011-12 Sun Belt	2010-11 Overall	2010-11 Sun Belt
Overall	1-11		7-24	2-14
Home (Fant-Ewing Coliseum)	0-5		4-9	0-8
Away	1-6		2-13	2-6
Neutral			1-2	0-0

RECORD BY HALFTIME	2011-12 Overall	2011-12 Sun Belt	2010-11 Overall	2010-11 Sun Belt
When ULM leads at halftime	1-0		5-3	0-2
When ULM trails at halftime	0-10		1-21	1-12
When ULM is tied at halftime	0-1		1-0	1-0

RECORD BY SCORING OFFENSE	2011-12 Overall	2011-12 Sun Belt	2010-11 Overall	2010-11 Sun Belt
When ULM scores 100+ points			0-0	0-0
When ULM scores 90-99 points			0-0	0-0
When ULM scores 80-89 points	1-0		2-0	1-0
When ULM scores 70-79 points	0-2		2-2	0-2
When ULM scores 60-69 points	0-6		2-8	1-5
When ULM scores 50-59 points	0-2		1-9	0-5
When ULM scores 40-49 points			0-3	0-1
When ULM scores 30-39 points	0-1		0-2	0-1

RECORD BY SCORING DEFENSE	2011-12 Overall	2011-12 Sun Belt	2010-11 Overall	2010-11 Sun Belt
When opponent scores 100+ points			0-0	0-0
When opponent scores 90-99 points			0-0	0-0
When opponent scores 80-89 points	0-3		0-5	0-4
When opponent scores 70-79 points	0-5		2-5	1-3
When opponent scores 60-69 points	1-3		2-13	1-7
When opponent scores 50-59 points			2-1	0-0
When opponent scores 40-49 points			1-0	0-0

OVERTIME RECORD	2011-12 Overall	2011-12 Sun Belt	2010-11 Overall	2010-11 Sun Belt
Overtime			0-0	0-0
Double Overtime			0-0	0-0
Triple Overtime			0-0	0-0

RECORD BY MONTH	2011-12 Overall	2011-12 Sun Belt	2010-11 Overall	2010-11 Sun Belt
November	1-6		2-5	0-0
December	0-5		2-5	0-1
January			2-7	1-7
February			1-6	1-6
March			0-1	0-0

INSIDE THE NUMBERS

FIELD GOAL PERCENTAGE	2011-12	2010-11
When ULM leads in FG%, ULM is	1-0	4-1
When opponent leads in FG%, ULM is	0-11	3-22
When game ends tied in FG%, ULM is		0-0

3-POINT FIELD GOAL PERCENTAGE	2011-12	2010-11
When ULM leads in 3FG%, ULM is	1-6	4-7
When opponent leads in 3FG%, ULM is	0-5	3-16
When game ends tied in 3FG%, ULM is		0-0

FREE THROW PERCENTAGE	2011-12	2010-11
When ULM leads in FT%, ULM is	0-7	6-6
When opponent leads in FT%, ULM is	1-4	1-16
When game ends tied in FT%, ULM is		0-1

REBOUNDING	2011-12	2010-11
When ULM leads in rebounds, ULM is	1-4	3-9
When opponent leads in rebounds, ULM is	0-7	5-8
When game ends tied in rebounds, ULM is		2-1

ASSISTS	2011-12	2010-11
When ULM leads in assists, ULM is	1-2	4-1
When opponent leads in assists, ULM is	0-9	2-20
When game ends tied in assists, ULM is		1-2

BLOCKS	2011-12	2010-11
When ULM leads in blocks, ULM is	1-1	3-6
When opponent leads in blocks, ULM is	0-9	3-13
When game ends tied in blocks, ULM is	0-1	1-4

STEALS	2011-12	2010-11
When ULM leads in steals, ULM is	0-2	4-8
When opponent leads in steals, ULM is	0-9	1-12
When game ends tied in steals, ULM is	1-0	2-3

TURNOVERS	2011-12	2010-11
When ULM has more turnovers, ULM is	1-7	2-16
When opponent has more turnovers, ULM is	0-3	5-4
When game ends tied in turnovers, ULM is	0-1	0-3

FOULS	2011-12	2010-11
When ULM has more fouls, ULM is	1-9	4-16
When opponent has more fouls, ULM is	0-1	3-6
When game ends tied in fouls, ULM is	0-1	0-1



WARHAWK STARTING LINE-UPS

Date	Opponent	W/L	Score	Starter	Total	Starter	Total	Starter	Total	Starter	Total	Starter	Total
N11	at Ole Miss	L	38-60	Bibi Ndongo	4	Ribeiro	5	Winborne	6	Mingo	2	Brown	7
N14	INDIANA STATE	L	59-71	Lindsey	3	Ribeiro	6	Mackey	8	Mingo	6	Brown	15
N16	at Tennessee	L	62-85	Lindsey	4	Ribeiro	8	Mackey	6	Winborne	6	Brown	18
N19	at Southeastern Louisiana	L	60-63	Bibi Ndongo	5	McCray	5	Mackey	2	Mingo	2	Brown	16
N21	at Mississippi State	L	63-78	Hansberry	13	Ribeiro	2	Mackey	5	Winborne	9	Brown	21
N26	HARDING	L	68-71	Hansberry	6	Ribeiro	4	Mingo	0	Winborne	18	Brown	17
N28	at Nicholls State	W	86-65	Hansberry	9	Bibi Ndongo	4	Mackey	12	Winborne	19	Lindsey	2
D3	LOUISIANA TECH	L	71-73	Hansberry	6	Ribeiro	2	Mackey	9	Winborne	15	Lindsey	4
D10	at Texas A&M	L	54-67	Bibi Ndongo	4	McClellan	4	Mingo	21	Winborne	4	Brown	7
D12	NICHOLLS STATE	L	70-82	Bibi Ndongo	0	McClellan	7	Mingo	11	Winborne	20	Brown	5
D15	NORTHWESTERN STATE	L	63-76	Bibi Ndongo	5	Ribeiro	0	Mingo	2	Winborne	13	Brown	14
D19	at UNLV	L	63-81	Lindsey	3	McClellan	16	Mackey	13	Winborne	4	Brown	12
D21	at Indiana State												
D29	WESTERN KENTUCKY*												
D31	ARKANSAS STATE*												
J5	at Florida Atlantic*												
J7	at FIU*												
J12	UALR*												
J14	NORTH TEXAS*												
J19	DENVER*												
J21	at Troy*												
J28	UL-LAFAYETTE*												
F2	at Arkansas State*												
F4	at UALR*												
F11	SOUTH ALABAMA*												
F16	at North Texas*												
F18	at Denver*												
F23	MIDDLE TENNESSEE*												
F25	at UL-Lafayette*												

STARTERS VS. BENCH

Date	Opponent	W/L	Score	Starter Points			Bench Points		
				ULM	Opp.	Diff.	ULM	Opp.	Diff.
N11	at Ole Miss	L	38-60	24	52	-28	14	8	6
N14	INDIANA STATE	L	59-71	38	56	-18	21	15	6
N16	at Tennessee	L	62-85	42	52	-10	20	33	-13
N19	at Southeastern Louisiana	L	60-63	30	62	-32	30	1	29
N21	at Mississippi State	L	63-78	50	70	-20	13	8	5
N26	HARDING	L	68-71	45	43	2	23	28	-5
N28	at Nicholls State	W	86-65	46	43	3	40	22	18
D3	LOUISIANA TECH	L	71-73	36	35	1	35	38	-3
D10	at Texas A&M	L	54-67	40	58	-18	14	9	5
D12	NICHOLLS STATE	L	70-82	43	59	-16	27	23	4
D15	NORTHWESTERN STATE	L	63-76	34	42	-8	29	34	-5
D19	at UNLV	L	63-81	48	49	-1	15	32	-17
D21	at Indiana State								
D29	WESTERN KENTUCKY*								
D31	ARKANSAS STATE*								
J5	at Florida Atlantic*								
J7	at FIU*								
J12	UALR*								
J14	NORTH TEXAS*								
J19	DENVER*								
J21	at Troy*								
J28	UL-LAFAYETTE*								
F2	at Arkansas State*								
F4	at UALR*								
F11	SOUTH ALABAMA*								
F16	at North Texas*								
F18	at Denver*								
F23	MIDDLE TENNESSEE*								
F25	at UL-Lafayette*								
TOTALS				476	621	-145	281	251	30
AVERAGES				39.7	51.8	-12.1	23.4	20.9	2.5



2011-12 RESULTS

DATE	OPPONENT	RESULT	ATTENDANCE	TOP SCORER	REBOUNDS	ASSISTS	STEALS	BLOCKS
Nov. 11	at Ole Miss	L, 38-60	5,729	Brown (7)	Ribeiro (6)	Hansberry (4)	Four Players (1)	Two Players (1)
Nov. 14	INDIANA STATE	L, 59-71	1,236	Brown (15)	Brown (7)	Brown (5)	Bibi Ndongo (1)	Bibi Ndongo (2)
Nov. 16	at Tennessee	L, 62-85	14,751	Brown (18)	Ribeiro, Mingo (7)	Winborne (5)	Brown (2)	McCray (2)
Nov. 19	at Southeastern Louisiana	L, 60-63	877	Brown (16)	Hansberry (5)	Brown (6)	Brown (3)	Bibi Ndongo (1)
Nov. 21	at Mississippi State	L, 63-78	4,892	Brown (21)	Ribeiro, Mingo (5)	Mackey, McCray (3)	Brown, McCray (2)	Ribeiro (1)
Nov. 26	HARDING	L, 68-71	883	Winborne (18)	Bibi Ndongo (5)	Hansberry (5)	Hansberry (2)	Bibi Ndongo (4)
Nov. 28	at Nicholls State	W, 86-65	574	Winborne (19)	Ribeiro, Winborne (7)	McCray (4)	Three Players (1)	Bibi Ndongo (1)
Dec. 3	LOUISIANA TECH	L, 71-73	2,013	Brown (17)	Ribeiro (8)	Winborne (5)	Brown, Hansberry (1)	Two Players (1)
Dec. 10	at Texas A&M	L, 54-67	6,875	Mingo (21)	Mingo (9)	Mingo (5)	McClellan (3)	Ribeiro (1)
Dec. 12	NICHOLLS STATE	L, 70-82	1,164	Winborne (20)	McClellan (11)	Lindsey (4)	Mackey, Lindsey (1)	Two Players (1)
Dec. 15	NORTHWESTERN STATE	L, 63-76	1,278	Brown (14)	McClellan (9)	Brown (4)	Lindsey (2)	Three Players (1)
Dec. 19	at UNLV	L, 63-81	11,515	McClellan (16)	McClellan (7)	Brown (6)	Brown (4)	None
Dec. 21	at Indiana State							
Dec. 29	WESTERN KENTUCKY*							
Dec. 31	ARKANSAS STATE*							
Jan. 5	at Florida Atlantic*							
Jan. 7	at FIU*							
Jan. 12	UALR*							
Jan. 14	NORTH TEXAS*							
Jan. 19	DENVER*							
Jan. 21	at Troy*							
Jan. 28	UL-LAFAYETTE*							
Feb. 2	at Arkansas State*							
Feb. 4	at UALR*							
Feb. 11	SOUTH ALABAMA*							
Feb. 16	at North Texas*							
Feb. 18	at Denver*							
Feb. 23	MIDDLE TENNESSEE*							
Feb. 25	at UL-Lafayette*							

* denotes Sun Belt Conference game

RECORD	OVERALL	HOME	AWAY	NEUTRAL
All Games	1-11	0-5	1-6	0-0
Sun Belt Games	0-0	0-0	0-0	0-0
Non-Conference Games	1-11	0-5	1-6	0-0



POINTS, REBOUNDS, ASSISTS

DATE	OPPONENT	RESULT	3 • HANSBERRY	4 • MCCRAY	5 • BIBI NDONGO	10 • MACKEY	11 • WINBORNE	15 • MCCLELLAN
Nov. 11	at Ole Miss	L, 38-60	0-1-4	6-4-0	4-5-0	5-5-2	6-2-3	DNP
Nov. 14	INDIANA STATE	L, 59-71	5-0-0	4-3-0	0-2-1	8-2-0	12-0-1	DNP
Nov. 16	at Tennessee	L, 62-85	4-2-2	5-0-1	DNP	6-1-1	6-2-5	DNP
Nov. 19	at Southeastern Louisiana	L, 60-63	11-5-2	5-0-1	5-2-0	2-0-0	15-3-3	DNP
Nov. 21	at Mississippi State	L, 63-78	13-2-0	2-2-3	DNP	5-3-3	9-4-0	DNP
Nov. 26	HARDING	L, 68-71	6-3-5	2-0-0	5-5-1	13-1-3	18-0-4	DNP
Nov. 28	at Nicholls State	W, 86-65	9-3-1	2-0-4	4-2-0	12-0-0	19-7-2	DNP
Dec. 3	LOUISIANA TECH	L, 71-73	6-3-2	0-0-0	10-5-0	9-1-4	15-3-5	6-7-0
Dec. 10	at Texas A&M	L, 54-67	2-2-1	0-1-0	4-3-0	0-0-0	4-1-3	4-2-0
Dec. 12	NICHOLLS STATE	L, 70-82	6-4-3	6-3-2	0-0-0	8-3-1	20-3-2	7-11-0
Dec. 15	NORTHWESTERN STATE	L, 63-76	3-0-0	0-4-2	5-4-2	8-2-0	13-2-0	10-9-2
Dec. 19	at UNLV	L, 63-81	0-1-0	DNP	0-1-0	13-3-1	4-2-0	16-7-0
Dec. 21	at Indiana State							
Dec. 29	WESTERN KENTUCKY*							
Dec. 31	ARKANSAS STATE*							
Jan. 5	at Florida Atlantic*							
Jan. 7	at FIU*							
Jan. 12	UALR*							
Jan. 14	NORTH TEXAS*							
Jan. 19	DENVER*							
Jan. 21	at Troy*							
Jan. 28	UL-LAFAYETTE*							
Feb. 2	at Arkansas State*							
Feb. 4	at UALR*							
Feb. 11	SOUTH ALABAMA*							
Feb. 16	at North Texas*							
Feb. 18	at Denver*							
Feb. 23	MIDDLE TENNESSEE*							
Feb. 25	at UL-Lafayette*							

DATE	OPPONENT	RESULT	23 • SMITH	24 • MINGO	33 • MARTIN	35 • LINDSEY	41 • RIBEIRO	55 • BROWN
Nov. 11	at Ole Miss	L, 38-60	DNP	2-0-0	DNP	3-4-0	5-6-1	7-1-1
Nov. 14	INDIANA STATE	L, 59-71	DNP	6-5-0	DNP	3-6-2	6-4-1	15-7-5
Nov. 16	at Tennessee	L, 62-85	0-0-0	11-7-4	0-0-0	4-4-0	8-7-0	18-1-2
Nov. 19	at Southeastern Louisiana	L, 60-63	DNP	2-1-0	DNP	2-4-0	2-3-0	16-3-6
Nov. 21	at Mississippi State	L, 63-78	0-0-0	9-5-1	DNP	2-1-2	2-5-0	21-2-2
Nov. 26	HARDING	L, 68-71	DNP	0-1-0	0-0-0	3-2-1	4-4-0	17-1-1
Nov. 28	at Nicholls State	W, 86-65	DNP	13-4-1	DNP	2-3-3	10-7-1	15-3-3
Dec. 3	LOUISIANA TECH	L, 71-73	DNP	2-6-2	DNP	4-0-0	2-8-0	17-5-2
Dec. 10	at Texas A&M	L, 54-67	DNP	21-9-5	DNP	6-0-0	6-7-1	7-0-1
Dec. 12	NICHOLLS STATE	L, 70-82	DNP	11-7-0	DNP	5-2-4	2-2-0	5-3-0
Dec. 15	NORTHWESTERN STATE	L, 63-76	3-0-0	2-2-0	0-0-0	5-2-1	0-1-0	14-0-4
Dec. 19	at UNLV	L, 63-81	DNP	15-3-0	DNP	3-3-3	0-0-0	12-3-6
Dec. 21	at Indiana State							
Dec. 29	WESTERN KENTUCKY*							
Dec. 31	ARKANSAS STATE*							
Jan. 5	at Florida Atlantic*							
Jan. 7	at FIU*							
Jan. 12	UALR*							
Jan. 14	NORTH TEXAS*							
Jan. 19	DENVER*							
Jan. 21	at Troy*							
Jan. 28	UL-LAFAYETTE*							
Feb. 2	at Arkansas State*							
Feb. 4	at UALR*							
Feb. 11	SOUTH ALABAMA*							
Feb. 16	at North Texas*							
Feb. 18	at Denver*							
Feb. 23	MIDDLE TENNESSEE*							
Feb. 25	at UL-Lafayette*							



GAME-BY-GAME TEAM STATISTICS

DATE	GAME	W/L	SCORE	FG-FGA	PCT.	3F-3PA	PCT.	FT-FTA	PCT.	O-D	TOT	F/EJ	A	TO	BLK	STL	1ST	2ND	OT	OT	TP
N11	ULM	L	38	14-49	.286	3-15	.200	7-18	.389	6-28	34	20/0	11	18	2	4	11	27	-	-	38
	at Ole Miss		60	19-57	.333	5-26	.192	17-27	.630	13-35	48	16/0	8	15	8	8	33	27	-	-	60
N14	ULM	L	59	21-57	.368	9-19	.474	8-10	.800	8-25	33	13/1	10	11	3	1	26	33	-	-	59
	Indiana State		71	27-60	.450	8-20	.400	9-11	.818	9-27	36	11/0	14	5	8	6	34	37	-	-	71
N16	ULM	L	62	24-56	.429	8-19	.421	6-8	.750	3-24	27	19/1	15	11	4	6	33	29	-	-	62
	at Tennessee		85	30-67	.448	11-29	.379	14-20	.700	17-29	46	11/0	20	11	5	7	33	52	-	-	85
N19	ULM	L	60	25-56	.446	5-19	.263	5-7	.714	6-18	24	15/0	12	9	1	8	27	33	-	-	60
	at Southeastern La.		63	22-44	.500	8-15	.533	11-18	.611	8-27	35	8/0	13	16	5	2	39	24	-	-	63
N21	ULM	L	63	25-51	.490	6-16	.375	7-9	.778	5-21	26	9/0	11	14	1	6	26	37	-	-	63
	at Mississippi State		78	31-61	.500	10-27	.370	6-8	.750	10-22	32	9/0	20	8	3	8	31	47	-	-	78
N26	ULM	L	68	26-57	.456	11-24	.458	5-6	.833	3-17	20	19/0	15	10	4	8	24	44	-	-	68
	Harding		71	23-46	.500	9-19	.474	16-19	.842	6-27	33	7/0	16	18	3	2	40	31	-	-	71
N28	ULM	W	86	31-50	.620	12-21	.571	12-19	.632	10-23	33	20/0	15	8	1	3	36	50	-	-	86
	at Nicholls State		65	21-44	.477	9-22	.409	14-18	.778	2-15	17	16/1	12	6	0	3	34	31	-	-	65
D3	ULM	L	71	23-57	.404	6-17	.353	19-23	.826	14-26	40	21/2	15	17	2	2	29	42	-	-	71
	Louisiana Tech		73	26-61	.426	8-24	.333	13-18	.722	11-19	30	23/1	14	10	4	8	32	41	-	-	73
D10	ULM	L	54	22-59	.373	5-24	.208	5-5	1.000	12-17	29	20/1	11	11	1	6	27	27	-	-	54
	at Texas A&M		67	22-48	.458	5-13	.385	18-23	.783	11-25	36	13/0	15	12	1	8	38	29	-	-	67
D12	ULM	L	70	25-65	.385	8-22	.364	12-21	.571	17-25	42	23/1	12	13	2	2	25	45	-	-	70
	Nicholls State		82	27-54	.500	5-17	.294	23-32	.719	9-26	35	19/0	17	8	3	6	37	45	-	-	82
D15	ULM	L	63	20-47	.426	2-9	.222	21-29	.724	9-22	31	24/3	11	15	3	8	35	28	-	-	63
	Northwestern State		76	23-50	.460	13-28	.464	17-27	.630	7-22	29	22/0	15	13	6	12	45	31	-	-	76
D19	ULM	L	63	23-51	.451	6-16	.375	11-14	.786	15-17	32	18/1	10	19	0	7	27	36	-	-	63
	at UNLV		81	25-43	.581	14-23	.609	17-25	.680	7-15	22	14/0	20	12	7	11	37	44	-	-	81
D21	ULM																				
	at Indiana State																				
D29	ULM																				
	Western Kentucky*																				
D31	ULM																				
	Arkansas State*																				
J5	ULM																				
	at Florida Atlantic*																				
J7	ULM																				
	at FIU*																				
J12	ULM																				
	UALR*																				
J14	ULM																				
	North Texas*																				
J19	ULM																				
	Denver*																				
J21	ULM																				
	at Troy*																				
J28	ULM																				
	UL-Lafayette*																				
F2	ULM																				
	at Arkansas State*																				
F4	ULM																				
	at UALR*																				
F11	ULM																				
	South Alabama*																				
F16	ULM																				
	at North Texas*																				
F18	ULM																				
	at Denver*																				
F23	ULM																				
	Middle Tennessee*																				
F25	ULM																				
	at UL-Lafayette*																				

* denotes Sun Belt Conference game



HIGHS/LOWS

ULM GAME HIGHS

Points.....	86, at Nicholls State (11/28)
Field Goals.....	31, at Nicholls State (11/28)
Field-Goal Attempts.....	65, vs. Nicholls State (12/12)
Field-Goal Pct.....	.620 (31-50), at Nicholls State (11/28)
3-Point Field Goals.....	12, at Nicholls State (11/28)
3-Points Field-Goal Attempts.....	23, vs. Harding (11/26)
3-Point Field-Goal Pct.....	.571 (12-21), at Nicholls State (11/28)
Free Throws.....	21, vs. Northwestern State (12/15/11)
Free-Throw Attempts.....	29, vs. Northwestern State (12/15/11)
Free-Throw Pct.....	.833 (5-6), vs. Harding (11/26)
Rebounds.....	42, vs. Nicholls State (12/12)
Assists.....	15, at Tennessee (11/16)
.....	15, vs. Harding (11/26)
.....	15, at Nicholls State (11/28)
.....	15, vs. Louisiana Tech (12/3)
Turnovers.....	19, at UNLV (12/19)
Blocked Shots.....	4, at Tennessee (11/16)
.....	4, vs. Harding (11/26)
Steals.....	8, at Southeastern La. (11/19)
.....	8, vs. Harding (11/26)
.....	8, vs. Northwestern State (12/15/11)

ULM GAME LOWS

Points.....	38, at Ole Miss (11/11)
Field Goals.....	14, at Ole Miss (11/11)
Field-Goal Attempts.....	47, vs. Northwestern State (12/15/11)
Field-Goal Pct.....	.286 (14-49), at Ole Miss (11/11)
3-Point Field Goals.....	2, vs. Northwestern State (12/15/11)
3-Points Field-Goal Attempts.....	9, vs. Northwestern State (12/15/11)
3-Point Field-Goal Pct.....	.200 (3-15), at Ole Miss (11/11)
Free Throws.....	5, at Southeastern La. (11/19)
.....	5, vs. Harding (11/26)
Free-Throw Attempts.....	6, vs. Harding (11/26)
Free-Throw Pct.....	.389 (7-18), at Ole Miss (11/11)
Rebounds.....	20, vs. Harding (11/26)
Assists.....	10, vs. Indiana State (11/14)
.....	10, at UNLV (12/19)
Turnovers.....	8, at Nicholls State (11/28)
Blocked Shots.....	0, at UNLV (12/19)
Steals.....	1, vs. Indiana State (11/14)

ULM INDIVIDUAL PERFORMANCES

POINTS

21.....	Fred Brown, at Mississippi State (11/21)
21.....	Hugh Mingo, at Texas A&M (12/10)
20.....	Charles Winborne, vs. Nicholls State (12/12)
19.....	Charles Winborne, at Nicholls State (11/28)
18.....	Fred Brown, at Tennessee (11/16)
18.....	Charles Winborne, vs. Harding (11/26)
17.....	Fred Brown, vs. Harding (11/26)
17.....	Fred Brown, vs. Louisiana Tech (12/3)
16.....	Fred Brown, at Southeastern La. (11/19)
16.....	Steven McClellan, at UNLV (12/19)

REBOUNDS

11.....	Steven McClellan, vs. Nicholls State (12/12)
9.....	Hugh Mingo, at Texas A&M (12/10)
9.....	Steven McClellan, vs. Northwestern State (12/15/11)
8.....	Fabio Ribeiro, vs. Louisiana Tech (12/3)
7.....	Fabio Ribeiro, at Tennessee (11/16)
7.....	Hugh Mingo, at Tennessee (11/16)
7.....	Fred Brown, vs. Indiana State (11/14)
7.....	Charles Winborne, at Nicholls State (11/28)
7.....	Fabio Ribeiro, at Nicholls State (11/28)
7.....	Steven McClellan, vs. Louisiana Tech (12/3)
7.....	Fabio Ribeiro, at Texas A&M (12/10)
7.....	Hugh Mingo, vs. Nicholls State (12/12)
7.....	Steven McClellan, at UNLV (12/19)

ASSISTS

6.....	Fred Brown, at Southeastern La. (11/19)
6.....	Fred Brown, at UNLV (12/19)
5.....	Charles Winborne, at Tennessee (11/16)
5.....	Fred Brown, vs. Indiana State (11/14)
5.....	Marcelis Hansberry, vs. Harding (11/26)
5.....	Charles Winborne, vs. Louisiana Tech (12/3)
5.....	Hugh Mingo, at Texas A&M (12/10)

STEALS

4.....	Fred Brown, at UNLV (12/19)
3.....	Fred Brown, at Southeastern La. (11/19)
3.....	Steven McClellan, at Texas A&M (12/10)

BLOCKED SHOTS

4.....	Christian Bibi Ndongo, vs. Harding (11/26)
2.....	Christian Bibi Ndongo, vs. Indiana State (11/14)
2.....	R.J. McCray, at Tennessee (11/16)

3-POINT FIELD GOALS

4.....	Fred Brown, at Tennessee (11/16)
4.....	Charles Winborne, vs. Indiana State (11/14)
4.....	Trent Mackey, at Nicholls State (11/28)
4.....	Fred Brown, vs. Louisiana Tech (12/3)

FREE THROWS

6.....	Fred Brown, at UNLV (12/19)
5.....	Fred Brown, vs. Indiana State (11/14)
5.....	Fred Brown, vs. Louisiana Tech (12/3)



THE LAST TIME...

The last time ULM...

Played a ranked opponent	L, 63-81, at No. 21 UNLV (12/19/11)
Won in the last second	vs. UL-Lafayette (3/6/10)
Lost in the last second	71-73, vs. Louisiana Tech (12/3/11)
Played in overtime	at UALR (12/31/08)
Won an overtime game	at Iowa, 72-67 (11/30/07)
Lost an overtime game	at UALR, 87-95 (12/31/08)
Scored 100 points or more points	105, vs. Alcorn State (11/27/07)
Scored 90 points or more points	99, vs. U of the Southwest (12/28/09)
Scored 80 or more points	86, at Nicholls State (11/28/11)
Scored fewer than 50 points	38, at Ole Miss (11/11/11)
Had four double-digit scorers	at UNLV (12/19/11)
Had five double-digit scorers	at Nicholls State (11/28/11)
Had no double-digit scorers	at Ole Miss (11/11/11)
Had more than 20 assists	20, vs. Union College (1/4/11)
Had fewer than 10 assists	8, at Denver (2/17/11)
Had more than 10 blocks	10, vs. William Carey (12/2/06)
Had more than 10 steals	10, at Middle Tennessee (2/3/11)
Had more than 20 turnovers	26, at Iowa (11/16/10)
Had fewer than 10 turnovers	8, at Nicholls State (11/28/11)
Made more than 30 field goals	31, at Nicholls State (11/28/11)
Made more than 40 field goals	41, vs. Texas College (12/22/03)
Made more than 50 field goals	51, vs. Georgia Southern (1978-79)
Shot over 50 pct from field620 (31-50), at Nicholls State (11/28/11)
Shot over 60 pct from field620 (31-50), at Nicholls State (11/28/11)
Shot less than 40 pct from field385 (25-65), vs. Nicholls State (12/12/11)
Made more than 10 3-pointers	12, at Nicholls State (11/28/11)
Made more than 15 3-pointers	15, vs. Middle Tennessee (1/24/08)
Shot over 50 pct from 3571 (12-21), at Nicholls State (11/28/11)
Shot over 60 pct from 3615 (8-13), at UL-Lafayette (1/22/11)
Shot less than 30 pct from 3222 (2-9), vs. Northwestern State (12/15/11)
Made more than 20 free throws	21, vs. Northwestern State (12/15/11)
Made more than 30 free throws	30, vs. Troy (12/31/09)
Shot over 80 pct free throws826 (19-23), vs. Louisiana Tech (12/3/11)
Shot over 90 pct free throws	1.000 (5-5), at Texas A&M (12/10/11)

The last time a ULM player...

Had a double-double (pts-rbs)	Tommie Sykes (18 pts and 12 rbs), at North Texas (2/19/11)
Had a double-double (pts-asts)	Tony Hooper (12 pts and 14 assts), vs. Lamar (2/25/06)
Had 20 points or more	Charles Winborne (20), vs. Nicholls State (12/12/11)
Had 30 points or more	Tommie Sykes (32), vs. Union College (1/4/11)
Had 40 points or more	Henry Steele (40), vs. Louisiana College (1970-71)
Had 50 points or more	Glynn Saulters (51), vs. Nicholls State (1967-68)
Had 10 or more rebounds	Steven McClellan (11), vs. Nicholls State (12/12/11)
Had 15 or more rebound	Lance Brasher (17), vs. Middle Tennessee (1/24/08)
Had 20 or more rebounds	Terry Martin (22), vs. Dayton (11/3/83)
Had 10 or more assists	Tony Hooper (14), vs. Lamar (2/25/06)
Had five or more steals	Hugh Mingo (7), vs. Centenary (12/11/10)
Had 10 or more steals	Arthur Hayes (10), vs. McNeese State (1983)
Had five or more blocks	Rudy Turner (6), vs. Western Kentucky (2/4/10)



3 MARCELIS HANSBERRY

Sophomore • Guard • 6-0 • 180
Jackson, Miss. • Provine High School

2011-12

- Had a team-high four assists against Ole Miss (Nov. 11).
- Scored 11 points and led the team five rebounds at Southeastern La. (Nov. 19).
- Got his first start of the season at Mississippi State (Nov. 21), scoring a season-best 13 points on 6-of-13 shooting.
- Tied his career high with five assists against Harding (Nov. 26).
- Recorded the first block of his career against Nicholls State (Dec. 12).

2010-11

- Appeared in 26 games, making seven starts last season.
- Record double figures in scoring twice in 2010-11.
- Had a career-best 15 points at UL-Lafayette (Jan. 22).
- Notched 13 points and three assists against Northern Colorado (Dec. 22).
- Had a season-best five assists against Centenary (Dec. 11).
- Averaged 7.0 points and 3.8 assists in his seven starts.

SEASON/CAREER HIGHS**Points**

Season: 13, at Mississippi State (11/21/11)
Career: 15, at UL-Lafayette (1/22/11)

Field Goals

Season: 6, at Mississippi State (11/21/11)
Career: 6 (twice)

Field Goal Attempts

Season: 13, at Mississippi State (11/21/11)
Career: 13, at Mississippi State (11/21/11)

3-Point Field Goals

Season: 1 (twice)
Career: 2, at UL-Lafayette (1/22/11)

3-Point Attempts

Season: 3, vs. Harding (11/26/11)
Career: 3 (four times)

Free Throws

Season: 3, vs. Northwestern State (12/15/11)
Career: 5, vs. Centenary (12/11/10)

Free Throw Attempts

Season: 4, vs. Northwestern State (12/15/11)
Career: 8, vs. Centenary (12/11/10)

Rebounds

Season: 5, at Southeastern La. (11/19/11)
Career: 5 (twice)

Offensive Rebounds

Season: 2, at Southeastern La. (11/19/11)
Career: 2, at Southeastern La. (11/19/11)

Defensive Rebounds

Season: 3 (three times)
Career: 5, at Kent State (12/2/10)

Assists

Season: 5, vs. Harding (11/26/11)
Career: 5 (three times)

Turnovers

Season: 2 (three times)
Career: 3 (five times)

Blocks

Season: 1, vs. Nicholls State (12/12/11)
Career: 1, vs. Nicholls State (12/12/11)

Steals

Season: 2, vs. Harding (11/26/11)
Career: 4, at Iowa (11/16/10)

Minutes

Season: 33 (twice)
Career: 36, at Iowa (11/16/10)

MISCELLANEOUS STATS

	11-12	Career
Double-figure Points:	2	4
Double-figure Rebounds:	0	0
20-Plus Points	0	0
30-Plus Points	0	0
Led Team in Scoring:	0	0
Led Team in Rebounding	1	1
Led Team in Assists	3	10
Led Team in Blocks	1	1
Led Team in Steals	3	6
Double-Doubles:	0	0

2011-12 SEASON GAME-BY-GAME

Date	Opponent	gs	min	fg-a	3fg-a	ft-a	o-d-t	pf	a	to	blk	stl	pts
Nov. 11	at Ole Miss		15	0-2	0-0	0-0	0-1-1	1	4	2	0	1	0
Nov. 14	Indiana State		10	2-4	0-2	1-1	0-0-0	0	0	1	0	0	5
Nov. 16	at Tennessee		19	2-5	0-1	0-0	1-1-2	1	2	0	0	0	4
Nov. 19	at Southeastern Louisiana		25	4-8	1-2	2-3	2-3-5	4	2	1	0	1	11
Nov. 21	at Mississippi State	*	33	6-13	0-2	1-2	0-2-2	1	0	0	0	1	13
Nov. 26	Harding	*	33	2-6	0-3	2-3	0-3-3	1	5	2	0	2	6
Nov. 28	at Nicholls State	*	24	4-7	1-1	0-1	0-3-3	3	1	0	0	1	9
Dec. 3	Louisiana Tech	*	19	2-9	0-2	2-2	3-0-3	2	2	2	0	1	6
Dec. 10	at Texas A&M		10	1-4	0-1	0-0	0-2-2	0	1	0	0	0	2
Dec. 12	Nicholls State		32	2-8	0-2	2-5	0-4-4	3	3	2	1	0	6
Dec. 15	Northwestern State		7	0-2	0-1	3-4	0-0-0	0	0	0	0	1	3
Dec. 19	at UNLV		10	0-1	0-1	0-0	0-1-1	0	0	1	0	0	0
Dec. 21	at Indiana State												
Dec. 29	Western Kentucky												
Dec. 31	Arkansas State												
Jan. 5	at Florida Atlantic												
Jan. 7	at FIU												
Jan. 12	UALR												
Jan. 14	North Texas												
Jan. 19	Denver												
Jan. 21	at Troy												
Jan. 28	UL-Lafayette												
Feb. 2	at Arkansas State												
Feb. 4	at UALR												
Feb. 11	South Alabama												
Feb. 16	at North Texas												
Feb. 18	at Denver												
Feb. 23	Middle Tennessee												
Feb. 25	at UL-Lafayette												

HANSBERRY'S CAREER STATISTICS

YEAR	GP-GS	MIN/AVG	FG-A	PCT	3FG-A	PCT	FT-A	PCT	OFF-DEF-TOT	AVG	PF-FO	AST	TO	BLK	STL	PTS	AVG
2010-11	26-7	451/17.3	36-103	.350	8-34	.235	21-30	.700	5-30-35	1.3	36-0	45	38	0	11	101	3.9
2011-12	10-4	220/22.0	25-66	.379	2-16	.125	10-17	.588	6-19-25	2.5	16-0	20	10	1	7	62	6.2
TOTAL	36-11	671/18.6	61-169	.361	10-50	.200	31-47	.660	11-49-60	1.7	52-0	65	48	1	18	163	4.5



4 R.J. McCRAY

Sophomore • Guard • 6-2 • 180
Arlington, Texas • Grace Prep Academy

2011-12

- Played in a season-high 23 minutes at Tennessee (Nov. 16), scoring five points and recording two blocks.
- Made his first start of the season at Southeastern La. (Nov. 19), scoring five points on 2-of-5 shooting.
- Had three assists at Mississippi State (Nov. 21).
- Tied his career high with four assists at Nicholls State (Nov. 28).

2010-11

- Appeared in 23 games, making three starts.
- Averaged 3.0 points and 0.9 rebounds per game.
- Came on strong, averaging 7.0 points over the final six games.
- Shot 41.8 percent from the field (23-of-58), 36.8 percent from 3-point range (7-of-19) and 59.3 percent from the free-throw line (16-of-27).
- Scored in double figures three times
- Had a season-best 12 points, including a pair of 3-pointers, against Arkansas State (Feb. 10).
- Tied his season high with 12 points against Western Kentucky (March 5) in the Sun Belt Tournament.

SEASON/CAREER HIGHS**Points**

Season: 6 (twice)
Career: 12 (twice)

Field Goals

Season: 3, at Ole Miss (11/11/11)
Career: 4, vs. Arkansas State (2/10/11)

Field Goal Attempts

Season: 4, vs. Indiana State (11/14/11)
Career: 8, vs. UL-Lafayette (2/26/11)

3-Point Field Goals

Season: 1, at Southeastern La. (11/19/11)
Career: 2 (three times)

3-Point Attempts

Season: 4, at Southeastern La. (11/19/11)
Career: 5, vs. UL-Lafayette (2/26/11)

Free Throws

Season: 2, vs. Nicholls State (12/12/11)
Career: 4 (twice)

Free Throw Attempts

Season: 3, vs. Nicholls State (12/12/11)
Career: 5, vs. Western Kentucky (3/5/11)

Rebounds

Season: 4 (twice)
Career: 4 (twice)

Offensive Rebounds

Season: 1 (twice)
Career: 1 (eight times)

Defensive Rebounds

Season: 3 (twice)
Career: 3 (three times)

Assists

Season: 4, at Nicholls State (11/28/11)
Career: 4 (twice)

Turnovers

Season: 4, at Tennessee (11/16/11)
Career: 4, at Tennessee (11/16/11)

Blocks

Season: 2, at Tennessee (11/16/11)
Career: 2, at Tennessee (11/16/11)

Steals

Season: 2 at Mississippi State (11/21/11)
Career: 2, at Mississippi State (11/21/11)

Minutes

Season: 23, at Tennessee (11/16/11)
Career: 31 (twice)

MISCELLANEOUS STATS

	11-12	Career
Double-figure Points:	0	3
Double-figure Rebounds:	0	0
20-Plus Points	0	0
30-Plus Points	0	0
Led Team in Scoring:	0	0
Led Team in Rebounding	0	0
Led Team in Assists	1	3
Led Team in Blocks	1	4
Led Team in Steals	0	1
Double-Doubles:	0	0

2011-12 SEASON GAME-BY-GAME

Date	Opponent	gs	min	fg-a	3fg-a	ft-a	o-d-t	pf	a	to	blk	stl	pts
Nov. 11	at Ole Miss		17	3-3	0-0	0-2	1-3-4	1	0	2	0	0	6
Nov. 14	Indiana State		18	2-4	0-0	0-0	1-2-3	0	0	0	0	0	4
Nov. 16	at Tennessee		23	2-3	0-0	1-2	0-0-0	1	1	4	2	1	5
Nov. 19	at Southeastern Louisiana	*	13	2-5	1-4	0-0	0-0-0	1	1	0	0	0	5
Nov. 21	at Mississippi State		22	1-2	0-0	0-0	0-2-2	1	3	2	0	2	2
Nov. 26	Harding		16	1-2	0-0	0-0	0-0-0	0	0	0	0	0	2
Nov. 28	at Nicholls State		15	1-1	0-0	0-0	0-0-0	0	4	0	0	0	2
Dec. 3	Louisiana Tech		2	0-0	0-0	0-0	0-0-0	0	0	1	0	0	0
Dec. 10	at Texas A&M		2	0-0	0-0	0-0	0-1-1	0	0	1	0	0	0
Dec. 12	Nicholls State		22	2-5	0-1	2-3	0-3-3	4	2	0	0	0	6
Dec. 15	Northwestern State		19	0-1	0-0	0-0	1-3-4	0	2	1	0	1	0
Dec. 19	at UNLV		Did Not Play										
Dec. 21	at Indiana State												
Dec. 29	Western Kentucky												
Dec. 31	Arkansas State												
Jan. 5	at Florida Atlantic												
Jan. 7	at FIU												
Jan. 12	UALR												
Jan. 14	North Texas												
Jan. 19	Denver												
Jan. 21	at Troy												
Jan. 28	UL-Lafayette												
Feb. 2	at Arkansas State												
Feb. 4	at UALR												
Feb. 11	South Alabama												
Feb. 16	at North Texas												
Feb. 18	at Denver												
Feb. 23	Middle Tennessee												
Feb. 25	at UL-Lafayette												

MCCRAY'S CAREER STATISTICS

YEAR	GP-GS	MIN/AVG	FG-A	PCT	3FG-A	PCT	FT-A	PCT	OFF-DEF-TOT	AVG	PF-FO	AST	TO	BLK	STL	PTS	AVG
2010-11	23-3	322/14.0	23-55	.418	7-19	.368	16-27	.593	6-14-20	0.9	14-0	14	13	3	6	69	3.0
2011-12	10-1	150/15.0	14-25	.560	1-5	.200	3-7	.429	2-11-13	1.3	8-0	11	10	2	3	32	3.2
TOTAL	33-4	472/14.3	37-80	.463	8-24	.333	19-34	.559	8-25-33	1.0	22-0	25	23	5	9	101	3.1



5 CHRISTIAN BIBI NDONGO

Senior • Forward • 6-8 • 195
Yaounde, Cameroon • John Wood CC

2011-12

- Played in a career-high 23 minutes against Indiana State (Nov. 14).
- Had two blocks against Indiana State.
- Tallied five points and a career-high four blocks in a career-high 25 minutes against Harding (Nov. 26).
- Hit his second career 3-pointer against Harding.
- Scored a career-high 10 points and tied his career high with five points against Louisiana Tech (Dec. 3).

2010-11

- Appeared in 23 games, all off the bench.
- Averaged 1.7 points and 1.4 rebounds in 8.6 minutes per game.
- Had career highs in points (9), field goals (3) and 3-pointers (1) against Arkansas State (Feb. 10).
- Pulled down a season-high five rebounds twice.
- Led the team in blocked shots seven times.
- Appeared in 11 of 16 conference games.
- Upped his scoring average to 2.3 points per game in conference play.

SEASON/CAREER HIGHS**Points**

Season: 10, vs. Louisiana Tech (12/3/11)
Career: 10, vs. Louisiana Tech (12/3/11)

Field Goals

Season: 3, vs. Louisiana Tech (12/3/11)
Career: 3 (twice)

Field Goal Attempts

Season: 6, vs. Louisiana Tech (12/3/11)
Career: 6, vs. Louisiana Tech (12/3/11)

3-Point Field Goals

Season: 1, vs. Harding (11/26/11)
Career: 1 (twice)

3-Point Attempts

Season: 2, vs. Harding (11/26/11)
Career: 2, vs. Harding (11/26/11)

Free Throws

Season: 4, vs. Louisiana Tech (12/3/11)
Career: 4, vs. Louisiana Tech (12/3/11)

Free Throw Attempts

Season: 6, at Ole Miss (11/11/11)
Career: 6 (twice)

Rebounds

Season: 5 (three times)
Career: 5 (five times)

Offensive Rebounds

Season: 3, vs. Louisiana Tech (12/3/11)
Career: 3 (twice)

Defensive Rebounds

Season: 4 (twice)
Career: 4 (three times)

Assists

Season: 2, vs. Northwestern State (12/15/11)
Career: 2 vs. Northwestern State (12/15/11)

Turnovers

Season: 2, vs. Louisiana Tech (12/3/11)
Career: 2 (six times)

Blocks

Season: 4, vs. Harding (11/26/11)
Career: 4, vs. Harding (11/26/11)

Steals

Season: 1 (five times)
Career: 1 (nine times)

Minutes

Season: 26, vs. Northwestern State (12/15/11)
Career: 26, vs. Northwestern State (12/15/11)

MISCELLANEOUS STATS

	11-12	Career
Double-figure Points:	1	1
Double-figure Rebounds:	0	0
20-Plus Points	0	0
30-Plus Points	0	0
Led Team in Scoring:	0	0
Led Team in Rebounding	0	0
Led Team in Assists	0	0
Led Team in Blocks	5	12
Led Team in Steals	1	1
Double-Doubles:	0	0

2011-12 SEASON GAME-BY-GAME

Date	Opponent	gs	min	fg-a	3fg-a	ft-a	o-d-t	pf	a	to	blk	stl	pts
Nov. 11	at Ole Miss	*	21	1-3	0-0	2-6	1-4-5	2	0	1	0	0	4
Nov. 14	Indiana State		23	0-1	0-0	0-0	0-2-2	0	1	0	2	1	0
Nov. 16	at Tennessee	Did Not Play											
Nov. 19	at Southeastern Louisiana	*	22	2-3	0-0	1-2	0-2-2	3	0	0	1	1	5
Nov. 21	at Mississippi State	Did Not Play											
Nov. 26	Harding		25	1-4	1-2	2-2	1-4-5	4	1	0	4	1	5
Nov. 28	at Nicholls State	*	15	1-1	0-0	2-3	1-1-2	4	0	0	1	0	4
Dec. 3	Louisiana Tech		22	3-6	0-0	4-5	3-2-5	3	0	2	1	0	10
Dec. 10	at Texas A&M	*	19	2-5	0-1	0-0	2-1-3	4	0	0	0	1	4
Dec. 12	Nicholls State	*	7	0-0	0-0	0-0	0-0-0	2	0	1	0	0	0
Dec. 15	Northwestern State	*	26	1-2	0-0	3-5	1-3-4	2	2	0	0	1	5
Dec. 19	at UNLV		13	0-2	0-0	0-0	1-0-1	1	0	0	0	0	0
Dec. 21	at Indiana State												
Dec. 29	Western Kentucky												
Dec. 31	Arkansas State												
Jan. 5	at Florida Atlantic												
Jan. 7	at FIU												
Jan. 12	UALR												
Jan. 14	North Texas												
Jan. 19	Denver												
Jan. 21	at Troy												
Jan. 28	UL-Lafayette												
Feb. 2	at Arkansas State												
Feb. 4	at UALR												
Feb. 11	South Alabama												
Feb. 16	at North Texas												
Feb. 18	at Denver												
Feb. 23	Middle Tennessee												
Feb. 25	at UL-Lafayette												

BIBI NDONGO'S CAREER STATISTICS

YEAR	GP-GS	MIN/AVG	FG-A	PCT	3FG-A	PCT	FT-A	PCT	OFF-DEF-TOT	AVG	PF-FO	AST	TO	BLK	STL	PTS	AVG
2010-11	23-0	198/8.6	13-32	.406	1-1	1.000	11-16	.688	12-21-33	1.4	20-0	5	15	8	4	38	1.7
2011-12	8-5	154/19.3	10-23	.435	1-3	.333	11-18	.611	8-16-24	3.0	22-0	2	4	9	4	32	4.0
TOTAL	31-5	352/11.4	23-55	.418	2-4	.500	22-34	.647	20-37-57	1.8	42-0	7	19	17	8	70	2.3

**10 TRENT MACKEY**

Freshman • Guard • 6-3 • 180

Tampa, Fla. • Newsome HS

2011-12

- Has made six starts this season.
- Recorded five points, five rebounds and two assists against Ole Miss (Nov. 11) in his first collegiate game.
- Made his first start against Indiana State (Nov. 14), scoring eight points and pulling down two rebounds.
- Had a career-high three assists at Mississippi State (Nov. 21).
- Recorded career highs in points (13) and field goals (5) against Harding (Nov. 26).
- Drained a career-high four 3-pointers against Nicholls State (Nov. 28).
- Tied his career high with 13 points at UNLV (Dec. 19).

2010-11

- Averaged 20.9 points, 3.9 rebounds, 2.8 assists and 1.9 steals per game for Newsome High School.
- Finished second in Florida Athletic Coaches Association District MVP voting.
- Converted 77 of 181 (.425) from 3-point range.
- Finished second in career scoring at Newsome with 1,130 points.
- Holds school records for most 3-pointers made in a season and career at Newsome.
- Coached by his father, Jon Mackey.
- Also played for Florida Elite AAU team, coached by Conrad Foss.

SEASON/CAREER HIGHS**Points**

Season: 13 (twice)
Career: 13 (twice)

Field Goals

Season: 5 (twice)
Career: 5 (twice)

Field Goal Attempts

Season: 9 (twice)
Career: 9 (twice)

3-Point Field Goals

Season: 4, at Nicholls State (11/28/11)
Career: 4, at Nicholls State (11/28/11)

3-Point Attempts

Season: 7, at Nicholls State (11/28/11)
Career: 7, at Nicholls State (11/28/11)

Free Throws

Season: 2 (twice)
Career: 2 (twice)

Free Throw Attempts

Season: 2 (twice)
Career: 2 (three times)

Rebounds

Season: 5, at Ole Miss (11/11/11)
Career: 5, at Ole Miss (11/11/11)

Offensive Rebounds

Season: 1 (three times)
Career: 1 (three times)

Defensive Rebounds

Season: 4, at Ole Miss (11/11/11)
Career: 4, at Ole Miss (11/11/11)

Assists

Season: 4, vs. Louisiana Tech (12/3/11)
Career: 4, vs. Louisiana Tech (12/3/11)

Turnovers

Season: 3 (twice)
Career: 3 (twice)

Blocks

Season: 1, vs. Northwestern State (12/15/11)
Career: 1, vs. Northwestern State (12/15/11)

Steals

Season: 1 (three times)
Career: 1 (three times)

Minutes

Season: 37, at UNLV (12/19/11)
Career: 37, at UNLV (12/19/11)

MISCELLANEOUS STATS

	11-12	Career
Double-figure Points:	3	3
Double-figure Rebounds:	0	0
20-Plus Points	0	0
30-Plus Points	0	0
Led Team in Scoring:	0	0
Led Team in Rebounding	0	0
Led Team in Assists	1	1
Led Team in Blocks	1	1
Led Team in Steals	1	1
Double-Doubles:	0	0

2011-12 SEASON GAME-BY-GAME

Date	Opponent	gs	min	fg-a	3fg-a	ft-a	o-d-t	pf	a	to	blk	stl	pts
Nov. 11	at Ole Miss		22	2-7	1-4	0-0	1-4-5	1	2	1	0	0	5
Nov. 14	Indiana State	*	26	2-4	2-4	2-2	1-1-2	0	0	3	0	0	8
Nov. 16	at Tennessee	*	23	2-2	2-2	0-0	0-1-1	2	1	1	0	1	6
Nov. 19	at Southeastern Louisiana	*	7	1-1	0-0	0-0	0-0-0	1	0	2	0	0	2
Nov. 21	at Mississippi State	*	28	2-6	1-4	0-0	0-3-3	1	3	3	0	0	5
Nov. 26	Harding		27	5-9	3-5	0-0	0-1-1	3	3	1	0	1	13
Nov. 28	at Nicholls State	*	24	4-7	4-7	0-0	0-0-0	2	0	1	0	0	12
Dec. 3	Louisiana Tech	*	27	3-6	1-4	2-2	0-1-1	3	4	1	0	0	9
Dec. 10	at Texas A&M		11	0-3	0-3	0-0	0-0-0	2	0	1	0	0	0
Dec. 12	Nicholls State		28	3-9	2-7	0-0	1-2-3	2	1	0	0	1	8
Dec. 15	Northwestern State		29	3-9	1-3	1-2	0-2-2	5	0	2	1	0	8
Dec. 19	at UNLV	*	37	5-9	3-5	0-0	1-2-3	2	1	2	0	0	13
Dec. 21	at Indiana State												
Dec. 29	Western Kentucky												
Dec. 31	Arkansas State												
Jan. 5	at Florida Atlantic												
Jan. 7	at FIU												
Jan. 12	UALR												
Jan. 14	North Texas												
Jan. 19	Denver												
Jan. 21	at Troy												
Jan. 28	UL-Lafayette												
Feb. 2	at Arkansas State												
Feb. 4	at UALR												
Feb. 11	South Alabama												
Feb. 16	at North Texas												
Feb. 18	at Denver												
Feb. 23	Middle Tennessee												
Feb. 25	at UL-Lafayette												

MACKEY'S CAREER STATISTICS

YEAR	GP-GS	MIN/AVG	FG-A	PCT	3FG-A	PCT	FT-A	PCT	OFF-DEF-TOT	AVG	PF-FO	AST	TO	BLK	STL	PTS	AVG
2011-12	10-6	223/22.3	24-54	.444	16-40	.400	4-4	1.000	3-13-16	1.6	17-0	14	14	0	3	68	6.8
TOTAL	10-6	223/22.3	24-54	.444	16-40	.400	4-4	1.000	3-13-16	1.6	17-0	14	14	0	3	68	6.8



11 CHARLES WINBORNE

Sophomore • Guard • 6-1 • 185
Shreveport, La. • Loyola-Chicago

2011-12

- Made his ULM debut against Ole Miss (Nov. 11), scoring six points and dishing out three assists.
- Tallied 12 points, including four 3-pointers against Indiana State (Nov. 14).
- Scored 15 points on 6-of-12 shooting at Southeastern La. (Nov. 19).
- Had 18 points on 7-of-12 shooting against Harding (Nov. 26).
- Recorded 19 points and a career-high seven rebounds at Nicholls State (Nov. 28).
- Scored a career-high 20 points versus Nicholls State (Dec. 12).
- Has made starts in seven straight games.
- Has scored in double figures in five of the last six games.

2010-11

- Sat out last season after transferring from Loyola-Chicago.

SEASON/CAREER HIGHS**Points**

Season: 20, vs. Nicholls State (12/12/11)
Career: 20, vs. Nicholls State (12/12/11)

Field Goals

Season: 7 (twice)
Career: 7 (twice)

Field Goal Attempts

Season: 12 (three times)
Career: 12 (three times)

3-Point Field Goals

Season: 4, vs. Indiana State (11/14/11)
Career: 4, vs. Indiana State (11/14/11)

3-Point Attempts

Season: 6 (twice)
Career: 6 (twice)

Free Throws

Season: 4 (twice)
Career: 4 (twice)

Free Throw Attempts

Season: 6, vs. Louisiana Tech (12/3/11)
Career: 6, vs. Louisiana Tech (12/3/11)

Rebounds

Season: 7, at Nicholls State (11/28/11)
Career: 7, at Nicholls State (11/28/11)

Offensive Rebounds

Season: 1 (four times)
Career: 1 (four times)

Defensive Rebounds

Season: 7, at Nicholls State (11/28/11)
Career: 7, at Nicholls State (11/28/11)

Assists

Season: 5 (twice)
Career: 5 (twice)

Turnovers

Season: 3, at UNLV (12/19/11)
Career: 3, at UNLV (12/19/11)

Blocks

Season: 1, at Ole Miss (11/11/11)
Career: 1, at Ole Miss (11/11/11)

Steals

Season: 2, at UNLV (12/19/11)
Career: 2, at UNLV (12/19/11)

Minutes

Season: 35, at Southeastern La. (11/19/11)
Career: 35, at Southeastern La. (11/19/11)

MISCELLANEOUS STATS

	11-12	Career
Double-figure Points:	7	7
Double-figure Rebounds:	0	0
20-Plus Points	1	1
30-Plus Points	0	0
Led Team in Scoring:	3	3
Led Team in Rebounding	1	1
Led Team in Assists	2	2
Led Team in Blocks	1	1
Led Team in Steals	0	0
Double-Doubles:	0	0

2011-12 SEASON GAME-BY-GAME

Date	Opponent	gs	min	fg-a	3fg-a	ft-a	o-d-t	pf	a	to	blk	stl	pts
Nov. 11	at Ole Miss	*	23	2-6	1-3	1-2	0-2-2	3	3	1	1	0	6
Nov. 14	Indiana State		26	4-7	4-5	0-0	0-0-0	1	1	1	0	0	12
Nov. 16	at Tennessee	*	23	2-6	2-5	0-0	0-2-2	1	5	1	0	0	6
Nov. 19	at Southeastern Louisiana		35	6-12	3-6	0-0	1-2-3	2	3	2	0	1	15
Nov. 21	at Mississippi State	*	25	4-9	1-3	0-0	1-3-4	1	0	2	0	0	9
Nov. 26	Harding	*	30	7-12	3-6	1-1	0-0-0	1	4	1	0	1	18
Nov. 28	at Nicholls State	*	27	6-8	3-5	4-5	0-7-7	1	2	1	0	0	19
Dec. 3	Louisiana Tech	*	33	5-13	1-5	4-6	1-2-3	0	5	1	0	0	15
Dec. 10	at Texas A&M	*	29	1-7	0-4	2-2	0-1-1	1	3	0	0	0	4
Dec. 12	Nicholls State	*	25	7-12	3-5	3-4	1-2-3	2	2	2	0	0	20
Dec. 15	Northwestern State	*	27	5-8	1-1	2-4	0-2-2	1	0	2	0	1	13
Dec. 19	at UNLV	*	27	1-6	0-2	2-2	1-1-2	1	0	3	0	2	4
Dec. 21	at Indiana State												
Dec. 29	Western Kentucky												
Dec. 31	Arkansas State												
Jan. 5	at Florida Atlantic												
Jan. 7	at FIU												
Jan. 12	UALR												
Jan. 14	North Texas												
Jan. 19	Denver												
Jan. 21	at Troy												
Jan. 28	UL-Lafayette												
Feb. 2	at Arkansas State												
Feb. 4	at UALR												
Feb. 11	South Alabama												
Feb. 16	at North Texas												
Feb. 18	at Denver												
Feb. 23	Middle Tennessee												
Feb. 25	at UL-Lafayette												

WINBORNE'S CAREER STATISTICS

YEAR	GP-GS	MIN/AVG	FG-A	PCT	3FG-A	PCT	FT-A	PCT	OFF-DEF-TOT	AVG	PF-FO	AST	TO	BLK	STL	PTS	AVG
2009-10	7-0	10/1.4	1-4	.250	1-1	1.000	0-0	.000	0-1-1	0.1	1-0	0	2	0	1	3	0.4
2011-12	10-8	276/27.6	44-92	.478	21-47	.447	15-20	.750	4-21-25	2.5	13-0	28	12	1	2	124	12.4
TOTAL	17-8	286/16.8	45-96	.469	22-48	.458	15-20	.750	4-22-26	1.5	14-0	28	14	1	3	127	7.5

**14 IFE EKE**

Sophomore • Forward • 6-7 • 210

Lagos, Nigeria • Northwest Rankin HS

2011-12

- Will redshirt due to injury.

2010-11

- Appeared in five games, all off the bench.
- Made his collegiate debut against Iowa (Nov. 16) and pulled down a season-best two rebounds.
- Played in a season-high six minutes at Stephen F. Austin (Dec. 29).

SEASON/CAREER HIGHS**Points**

Season:
Career: none

Field Goals

Season:
Career: none

Field Goal Attempts

Season:
Career: 1, at Iowa (11/16/10)

3-Point Field Goals

Season:
Career: none

3-Point Attempts

Season:
Career: none

Free Throws

Season:
Career: none

Free Throw Attempts

Season:
Career: none

Rebounds

Season:
Career: 2, at Iowa (11/16/10)

Offensive Rebounds

Season:
Career: none

Defensive Rebounds

Season:
Career: 2, at Iowa (11/16/10)

Assists

Season:
Career: none

Turnovers

Season:
Career: 1, at Iowa (11/16/10)

Blocks

Season:
Career: none

Steals

Season:
Career: none

Minutes

Season:
Career: 6, at Stephen F. Austin (12/29/10)

MISCELLANEOUS STATS

	11-12	Career
Double-figure Points:	0	0
Double-figure Rebounds:	0	0
20-Plus Points	0	0
30-Plus Points	0	0
Led Team in Scoring:	0	0
Led Team in Rebounding	0	0
Led Team in Assists	0	0
Led Team in Blocks	0	0
Led Team in Steals	0	0
Double-Doubles:	0	0

2011-12 SEASON GAME-BY-GAME

Date	Opponent	gs	min	fg-a	3fg-a	ft-a	o-d-t	pf	a	to	blk	stl	pts
Nov. 11	at Ole Miss	Did Not Play											
Nov. 14	Indiana State	Did Not Play											
Nov. 16	at Tennessee	Did Not Play											
Nov. 19	at Southeastern Louisiana	Did Not Play											
Nov. 21	at Mississippi State	Did Not Play											
Nov. 26	Harding	Did Not Play											
Nov. 28	at Nicholls State	Did Not Play											
Dec. 3	Louisiana Tech	Did Not Play											
Dec. 10	at Texas A&M	Did Not Play											
Dec. 12	Nicholls State	Did Not Play											
Dec. 15	Northwestern State	Did Not Play											
Dec. 19	at UNLV	Did Not Play											
Dec. 21	at Indiana State												
Dec. 29	Western Kentucky												
Dec. 31	Arkansas State												
Jan. 5	at Florida Atlantic												
Jan. 7	at FIU												
Jan. 12	UALR												
Jan. 14	North Texas												
Jan. 19	Denver												
Jan. 21	at Troy												
Jan. 28	UL-Lafayette												
Feb. 2	at Arkansas State												
Feb. 4	at UALR												
Feb. 11	South Alabama												
Feb. 16	at North Texas												
Feb. 18	at Denver												
Feb. 23	Middle Tennessee												
Feb. 25	at UL-Lafayette												

EKE'S CAREER STATISTICS

YEAR	GP-GS	MIN/AVG	FG-A	PCT	3FG-A	PCT	FT-A	PCT	OFF-DEF-TOT	AVG	PF-FO	AST	TO	BLK	STL	PTS	AVG
2010-11	5-0	16/3.2	0-1	.000	0-0	.000	0-0	.000	0-3-3	0.6	0-0	0	1	0	0	0	0.0
TOTAL	5-0	16/3.2	0-1	.000	0-0	.000	0-0	.000	0-3-3	0.6	0-0	0	1	0	0	0	0.0



15 STEVEN McCLELLAN
 Sophomore • Center • 6-7 • 250
 Fresno, Calif. • Edison HS

2011-12

- Made his season debut against Louisiana Tech (Dec. 3), scoring six points and pulling down seven rebounds in 21 minutes.
- Had a career-high three steals at Texas A&M (Dec. 10).
- Pulled down a career-best 11 rebounds against Nicholls State (Dec. 12).
- Came up one rebound short of a double-double with 10 points and nine rebounds in 19 minutes against Northwestern State (Dec. 15).
- Scored a career-high 16 points on 7-of-9 shooting at UNLV (Dec. 19).
- Averaging 8.6 points and 7.2 boards in five games this season.

2010-11

- Appeared in 28 games, making 14 starts as a freshman.
- Averaged 5.1 points and 4.0 rebounds per game.
- Shot 50.9 percent from the field (57-of-112) and 63.6 percent from the free-throw line (28-of-44).
- Scored in double figures on two occasions.
- Averaged 5.0 points and 3.9 rebounds during conference play.
- Made his first start against Stephen F. Austin (Nov. 23), scoring a career-best 13 points.
- Had a season-high nine rebounds at UL-Lafayette (Jan. 22).
- Had 12 points on 4-of-5 shooting against FIU (Jan. 2).

SEASON/CAREER HIGHS**Points**

Season: 16, at UNLV (12/19/11)
 Career: 16, at UNLV (12/19/11)

Field Goals

Season: 7, at UNLV (12/19/11)
 Career: 7, at UNLV (12/19/11)

Field Goal Attempts

Season: 9, at UNLV (12/19/11)
 Career: 9 (twice)

3-Point Field Goals

Season: n/a
 Career: 1 (twice)

3-Point Attempts

Season: n/a
 Career: 1 (four times)

Free Throws

Season: 3, vs. Nicholls State (12/12/11)
 Career: 4 (twice)

Free Throw Attempts

Season: 4, vs. Nicholls State (12/12/11)
 Career: 5, at Stephen F. Austin (12/29/10)

Rebounds

Season: 11, vs. Nicholls State (12/12/11)
 Career: 11, vs. Nicholls State (12/12/11)

Offensive Rebounds

Season: 6, vs. Nicholls State (12/12/11)
 Career: 6 (twice)

Defensive Rebounds

Season: 6 (twice)
 Career: 6 (three times)

Assists

Season: 2, vs. Northwestern State (12/15/11)
 Career: 2 (three times)

Turnovers

Season: 5, at UNLV (12/19/11)
 Career: 5, at UNLV (12/19/11)

Blocks

Season: 1 (three times)
 Career: 2 (twice)

Steals

Season: 3, at Texas A&M (12/10/11)
 Career: 3, at Texas A&M (12/10/11)

Minutes

Season: 33, at UNLV (12/19/11)
 Career: 33, at UNLV (12/19/11)

MISCELLANEOUS STATS

	11-12	Career
Double-figure Points:	2	4
Double-figure Rebounds:	1	1
20-Plus Points	0	0
30-Plus Points	0	0
Led Team in Scoring:	1	1
Led Team in Rebounding	3	11
Led Team in Assists	0	0
Led Team in Blocks	3	10
Led Team in Steals	1	2
Double-Doubles:	0	0

2011-12 SEASON GAME-BY-GAME

Date	Opponent	gs	min	fg-a	3fg-a	ft-a	o-d-t	pf	a	to	blk	stl	pts
Nov. 11	at Ole Miss		Did Not Play										
Nov. 14	Indiana State		Did Not Play										
Nov. 16	at Tennessee		Did Not Play										
Nov. 19	at Southeastern Louisiana		Did Not Play										
Nov. 21	at Mississippi State		Did Not Play										
Nov. 26	Harding		Did Not Play										
Nov. 28	at Nicholls State		Did Not Play										
Dec. 3	Louisiana Tech		21	3-5	0-0	0-0	1-6-7	5	0	2	1	0	6
Dec. 10	at Texas A&M	*	20	2-5	0-0	0-0	0-2-2	5	0	0	0	3	4
Dec. 12	Nicholls State	*	19	2-6	0-0	3-4	6-5-11	2	0	2	1	0	7
Dec. 15	Northwestern State		19	4-7	0-0	2-2	3-6-9	5	2	3	1	1	10
Dec. 19	at UNLV	*	33	7-9	0-0	2-2	4-3-7	4	0	5	0	1	16
Dec. 21	at Indiana State												
Dec. 29	Western Kentucky												
Dec. 31	Arkansas State												
Jan. 5	at Florida Atlantic												
Jan. 7	at FIU												
Jan. 12	UALR												
Jan. 14	North Texas												
Jan. 19	Denver												
Jan. 21	at Troy												
Jan. 28	UL-Lafayette												
Feb. 2	at Arkansas State												
Feb. 4	at UALR												
Feb. 11	South Alabama												
Feb. 16	at North Texas												
Feb. 18	at Denver												
Feb. 23	Middle Tennessee												
Feb. 25	at UL-Lafayette												

McCLELLAN'S CAREER STATISTICS

YEAR	GP-GS	MIN/AVG	FG-A	PCT	3FG-A	PCT	FT-A	PCT	OFF-DEF-TOT	AVG	PF-FO	AST	TO	BLK	STL	PTS	AVG
2010-11	28-14	542/19.4	57-112	.509	2-5	.400	28-44	.636	49-64-113	4.0	82-3	14	23	9	10	144	5.1
2011-12	3-2	60/20.0	7-16	.438	0-0	.000	3-4	.750	7-13-20	6.7	12-2	0	4	2	3	17	5.7
TOTAL	31-16	602/19.4	64-128	.500	2-5	.400	31-48	.646	56-77-133	4.3	94-5	14	27	11	13	161	5.2



23 REGINALD SMITH
 Freshman • Guard • 6-0 • 160
 Columbia, La. • Caldwell HS

2011-12

- Joined the team as a walk-on.
- Made his ULM debut at Tennessee (Nov. 16).
- Scored a career-best three points in six minutes against Northwestern State (Dec. 15).

2010-11

- Earned second-team Louisiana 3A All-State honors for Caldwell High School.
- Averaged 22.3 points, eight assists and three rebounds per game.
- Selected to All-Northeast Louisiana team.
- Two-time first-team all-conference selection.

SEASON/CAREER HIGHS**Points**

Season: 3, vs. Northwestern State (12/15/11)
 Career: 3, vs. Northwestern State (12/15/11)

Field Goals

Season: 1, vs. Northwestern State (12/15/11)
 Career: 1, vs. Northwestern State (12/15/11)

Field Goal Attempts

Season: 2, vs. Northwestern State (12/15/11)
 Career: 2, vs. Northwestern State (12/15/11)

3-Point Field Goals

Season: n/a
 Career: n/a

3-Point Attempts

Season: n/a
 Career: n/a

Free Throws

Season: 1, vs. Northwestern State (12/15/11)
 Career: 1, vs. Northwestern State (12/15/11)

Free Throw Attempts

Season: 2, vs. Northwestern State (12/15/11)
 Career: 2, vs. Northwestern State (12/15/11)

Rebounds

Season: n/a
 Career: n/a

Offensive Rebounds

Season: n/a
 Career: n/a

Defensive Rebounds

Season: n/a
 Career: n/a

Assists

Season: n/a
 Career: n/a

Turnovers

Season: n/a
 Career: n/a

Blocks

Season: n/a
 Career: n/a

Steals

Season: n/a
 Career: n/a

Minutes

Season: 6, vs. Northwestern State (12/15/11)
 Career: 6, vs. Northwestern State (12/15/11)

MISCELLANEOUS STATS

	11-12	Career
Double-figure Points:	0	0
Double-figure Rebounds:	0	0
20-Plus Points	0	0
30-Plus Points	0	0
Led Team in Scoring:	0	0
Led Team in Rebounding	0	0
Led Team in Assists	0	0
Led Team in Blocks	0	0
Led Team in Steals	0	0
Double-Doubles:	0	0

2011-12 SEASON GAME-BY-GAME

Date	Opponent	gs	min	fg-a	3fg-a	ft-a	o-d-t	pf	a	to	blk	stl	pts
Nov. 11	at Ole Miss	Did Not Play											
Nov. 14	Indiana State	Did Not Play											
Nov. 16	at Tennessee	2		0-0	0-0	0-0	0-0-0	0	0	0	0	0	0
Nov. 19	at Southeastern Louisiana	Did Not Play											
Nov. 21	at Mississippi State	1		0-0	0-0	0-0	0-0-0	0	0	0	0	0	0
Nov. 26	Harding	Did Not Play											
Nov. 28	at Nicholls State	Did Not Play											
Dec. 3	Louisiana Tech	Did Not Play											
Dec. 10	at Texas A&M	Did Not Play											
Dec. 12	Nicholls State	Did Not Play											
Dec. 15	Northwestern State	6		1-2	0-0	1-2	0-0-0	0	0	0	0	0	3
Dec. 19	at UNLV	Did Not Play											
Dec. 21	at Indiana State												
Dec. 29	Western Kentucky												
Dec. 31	Arkansas State												
Jan. 5	at Florida Atlantic												
Jan. 7	at FIU												
Jan. 12	UALR												
Jan. 14	North Texas												
Jan. 19	Denver												
Jan. 21	at Troy												
Jan. 28	UL-Lafayette												
Feb. 2	at Arkansas State												
Feb. 4	at UALR												
Feb. 11	South Alabama												
Feb. 16	at North Texas												
Feb. 18	at Denver												
Feb. 23	Middle Tennessee												
Feb. 25	at UL-Lafayette												

SMITH'S CAREER STATISTICS

YEAR	GP-GS	MIN/AVG	FG-A	PCT	3FG-A	PCT	FT-A	PCT	OFF-DEF-TOT	AVG	PF-FO	AST	TO	BLK	STL	PTS	AVG
2011-12	2-0	3/1.5	0-0	.000	0-0	.000	0-0	.000	0-0-0	0.0	0-0	0	0	0	0	0	0.0
TOTAL	2-0	3/1.5	0-0	.000	0-0	.000	0-0	.000	0-0-0	0.0	0-0	0	0	0	0	0	0.0



24 HUGH MINGO

Senior • Guard • 6-3 • 175
West Monroe, La. • South Plains CC

2011-12

- Attempted a season-high 13 shots against Indiana State (Nov. 14).
- Came off the bench to record 11 points, seven rebounds and four assists at Tennessee (Nov. 16).
- Scored 13 points on 6-of-9 shooting at Nicholls State (Nov. 28). Also had a career-high three offensive rebounds.
- Had season highs in points (21), rebounds (9) and assists (5) at Texas A&M (Dec. 10). Shot 9-of-12 from the field and hit both of his 3-point attempts.
- Averaging 12.0 points over his last four games.

2010-11

- Led the team with 30 starts and was the only ULM player to appear in all 31 games.
- Averaged 9.5 points and 4.7 rebounds per game.
- Tied for the team lead with 44 steals.
- Shot 37.6 percent from the field (111-of-295), 29.4 percent from 3-point range (45-of-153) and 66.7 percent from the free-throw line (28-of-42).
- Led the team in scoring on six occasions.
- Scored in double figures in 13 consecutive games early in the season.
- Named Sun Belt Player of the Week (Dec. 13) after scoring a career-high 27 points and swiping a career-high seven steals (third most in school history) against Centenary.
- Had 18 points on 8-of-13 shooting at Louisiana Tech (Dec. 4).
- Post first career double-double (11 points and 10 rebounds) at Arkansas State (Jan. 27).
- Followed up with an 18-point, 10-rebound effort in his next game, against Troy (Jan. 29).

SEASON/CAREER HIGHS**Points**

Season: 21, at Texas A&M (12/10/11)
Career: 27, vs. Centenary (12/11/10)

Field Goals

Season: 9, at Texas A&M (12/10/11)
Career: 9 (twice)

Field Goal Attempts

Season: 13, vs. Indiana State (11/14/11)
Career: 17, vs. Centenary (12/11/10)

3-Point Field Goals

Season: 2 (three times)
Career: 4 (twice)

3-Point Attempts

Season: 5, at UNLV (12/19/11)
Career: 10 (twice)

Free Throws

Season: 2 (three times)
Career: 7, vs. Centenary (12/11/10)

Free Throw Attempts

Season: 3 (twice)
Career: 9, vs. Centenary (12/11/10)

Rebounds

Season: 9, at Texas A&M (12/10/11)
Career: 10 (twice)

Offensive Rebounds

Season: 3, at Nicholls State (11/28/11)
Career: 3, at Nicholls State (11/28/11)

Defensive Rebounds

Season: 7, at Texas A&M (12/10/11)
Career: 9, at Arkansas State (1/27/11)

Assists

Season: 5, at Texas A&M (12/10/11)
Career: 5, at Texas A&M (12/10/11)

Turnovers

Season: 3 (twice)
Career: 5 (twice)

Blocks

Season: 1 (four times)
Career: 2, vs. SE Oklahoma State (11/20/10)

Steals

Season: 1 (three times)
Career: 7, vs. Centenary (12/11/10)

Minutes

Season: 35, at Texas A&M (12/10/11)
Career: 40 (seven times)

MISCELLANEOUS STATISTICS

	11-12	Career
Double-figure Points:	4	19
Double-figure Rebounds:	0	2
20-Plus Points	1	2
30-Plus Points	0	0
Led Team in Scoring:	1	7
Led Team in Rebounding	3	9
Led Team in Assists	1	6
Led Team in Blocks	2	5
Led Team in Steals	1	13
Double-Doubles:	0	2

2011-12 SEASON GAME-BY-GAME

Date	Opponent	gs	min	fg-a	3fg-a	ft-a	o-d-t	pf	a	to	blk	stl	pts
Nov. 11	at Ole Miss	*	18	1-5	0-2	0-0	0-0-0	4	0	3	1	1	2
Nov. 14	Indiana State	*	28	3-13	0-3	0-0	0-5-5	2	0	3	1	0	6
Nov. 16	at Tennessee		27	5-12	0-2	1-2	1-6-7	2	4	0	1	0	11
Nov. 19	at Southeastern Louisiana	*	17	1-5	0-2	0-0	0-1-1	2	0	0	0	1	2
Nov. 21	at Mississippi State		16	3-6	1-2	2-3	2-3-5	1	1	0	0	0	9
Nov. 26	Harding	*	10	0-2	0-1	0-0	0-1-1	3	0	0	0	0	0
Nov. 28	at Nicholls State		21	6-9	1-2	0-1	3-1-4	2	1	1	0	0	13
Dec. 3	Louisiana Tech		13	0-3	0-0	2-2	1-5-6	1	2	1	0	0	2
Dec. 10	at Texas A&M	*	35	9-12	2-2	1-1	2-7-9	2	5	2	0	1	21
Dec. 12	Nicholls State	*	26	4-10	2-3	1-3	1-6-7	3	0	2	0	0	11
Dec. 15	Northwestern State	*	12	0-2	0-1	2-2	1-1-2	0	0	1	1	0	2
Dec. 19	at UNLV		22	6-9	2-5	1-4	0-3-3	5	0	1	0	0	15
Dec. 21	at Indiana State												
Dec. 29	Western Kentucky												
Dec. 31	Arkansas State												
Jan. 5	at Florida Atlantic												
Jan. 7	at FIU												
Jan. 12	UALR												
Jan. 14	North Texas												
Jan. 19	Denver												
Jan. 21	at Troy												
Jan. 28	UL-Lafayette												
Feb. 2	at Arkansas State												
Feb. 4	at UALR												
Feb. 11	South Alabama												
Feb. 16	at North Texas												
Feb. 18	at Denver												
Feb. 23	Middle Tennessee												
Feb. 25	at UL-Lafayette												

MINGO'S CAREER STATISTICS

YEAR	GP-GS	MIN/AVG	FG-A	PCT	3FG-A	PCT	FT-A	PCT	OFF-DEF-TOT	AVG	PF-FO	AST	TO	BLK	STL	PTS	AVG
2010-11	31-30	1038/33.5	111-295	.376	45-153	.294	28-42	.667	21-126-147	4.7	83-2	40	60	4	44	295	9.5
2011-12	10-6	211/21.1	32-77	.416	6-19	.316	7-12	.583	10-35-45	4.5	22-0	13	12	3	3	77	7.7
TOTAL	41-36	1249/30.5	143-372	.384	51-172	.297	35-54	.648	31-161-192	4.7	105-2	53	72	7	47	372	9.1



33 D'ANDRE MARTIN

Freshman • Guard • 6-2 • 195
Monroe, La. • Richwood HS

2011-12

- Joined the team as a walk-on.
- Nephew of former ULM basketball player Terry Martin.
- Made his ULM debut at Tennessee (Nov. 16).
- Recorded a steal against Harding (Nov. 26).
- Played a season-high seven minutes against Northwestern State (Dec. 15).

2010-11

- District 2-3A Most Valuable Player for Richwood High School.
- Louisiana Writers Association First-Team All-State selection.
- Selected to All-Northeast Louisiana Team.
- Averaged 22 points, 12 rebounds, four assists and three steals per game.
- Helped Richwood to the Louisiana Class 3A semifinals.

SEASON/CAREER HIGHS**Points**

Season: n/a
Career: n/a

Field Goals

Season: n/a
Career: n/a

Field Goal Attempts

Season: 1 (twice)
Career: 1 (twice)

3-Point Field Goals

Season: n/a
Career: n/a

3-Point Attempts

Season: n/a
Career: n/a

Free Throws

Season: n/a
Career: n/a

Free Throw Attempts

Season: n/a
Career: n/a

Rebounds

Season: n/a
Career: n/a

Offensive Rebounds

Season: n/a
Career: n/a

Defensive Rebounds

Season: n/a
Career: n/a

Assists

Season: n/a
Career: n/a

Turnovers

Season: 2, at Tennessee (11/16/11)
Career: 2, at Tennessee (11/16/11)

Blocks

Season: n/a
Career: n/a

Steals

Season: 1, vs. Harding (11/26/11)
Career: 1, vs. Harding (11/26/11)

Minutes

Season: 3, vs. Harding (11/26/11)
Career: 3, vs. Harding (11/26/11)

MISCELLANEOUS STATS

	11-12	Career
Double-figure Points:	0	0
Double-figure Rebounds:	0	0
20-Plus Points	0	0
30-Plus Points	0	0
Led Team in Scoring:	0	0
Led Team in Rebounding	0	0
Led Team in Assists	0	0
Led Team in Blocks	0	0
Led Team in Steals	0	0
Double-Doubles:	0	0

2011-12 SEASON GAME-BY-GAME

Date	Opponent	gs	min	fg-a	3fg-a	ft-a	o-d-t	pf	a	to	blk	stl	pts
Nov. 11	at Ole Miss	Did Not Play											
Nov. 14	Indiana State	Did Not Play											
Nov. 16	at Tennessee		2	0-0	0-0	0-0	0-0-0	0	0	2	0	0	0
Nov. 19	at Southeastern Louisiana	Did Not Play											
Nov. 21	at Mississippi State		1	0-1	0-0	0-0	0-0-0	0	0	0	0	0	0
Nov. 26	Harding		3	0-1	0-0	0-0	0-0-0	1	0	1	0	1	0
Nov. 28	at Nicholls State	Did Not Play											
Dec. 3	Louisiana Tech	Did Not Play											
Dec. 10	at Texas A&M	Did Not Play											
Dec. 12	Nicholls State	Did Not Play											
Dec. 15	Northwestern State		7	0-2	0-0	0-1	0-0-0	0	0	0	0	0	0
Dec. 19	at UNLV	Did Not Play											
Dec. 21	at Indiana State												
Dec. 29	Western Kentucky												
Dec. 31	Arkansas State												
Jan. 5	at Florida Atlantic												
Jan. 7	at FIU												
Jan. 12	UALR												
Jan. 14	North Texas												
Jan. 19	Denver												
Jan. 21	at Troy												
Jan. 28	UL-Lafayette												
Feb. 2	at Arkansas State												
Feb. 4	at UALR												
Feb. 11	South Alabama												
Feb. 16	at North Texas												
Feb. 18	at Denver												
Feb. 23	Middle Tennessee												
Feb. 25	at UL-Lafayette												

MARTIN'S CAREER STATISTICS

YEAR	GP-GS	MIN/AVG	FG-A	PCT	3FG-A	PCT	FT-A	PCT	OFF-DEF-TOT	AVG	PF-FO	AST	TO	BLK	STL	PTS	AVG
2011-12	3-0	6/2.0	0-2	.000	0-0	.000	0-0	.000	0-0-0	0.0	1-0	0	3	0	1	0	0.0
TOTAL	3-0	6/2.0	0-2	.000	0-0	.000	0-0	.000	0-0-0	0.0	1-0	0	3	0	1	0	0.0



35 TREY LINDSEY

Freshman • Forward • 6-6 • 205
Austin, Texas • Bowie HS

2011-12

- Made his collegiate debut against Ole Miss (Nov. 11), scoring three points and pulling down four rebounds. Also Played in a team-high 30 minute.
- Made his first start against Indiana State (Nov. 14). Pulled down six rebounds in just 18 minutes of action.
- Had career highs in points (6) and 3-pointers (2) at Texas A&M (Dec. 10).
- Led the team with four assists against Nicholls State (Dec. 12).

HIGH SCHOOL

- Averaged 14 points, five rebounds and four assists as a senior for Bowie High School.
- Two-time second-team all-district selection.
- Helped Bowie to district championships in 2008 and 2010.

SEASON/CAREER HIGHS**Points**

Season: 6, at Texas A&M (12/10/11)
Career: 6, at Texas A&M (12/10/11)

Field Goals

Season: 2 (three times)
Career: 2 (three times)

Field Goal Attempts

Season: 4 (twice)
Career: 4 (twice)

3-Point Field Goals

Season: 2, at Texas A&M (12/10/11)
Career: 2, at Texas A&M (12/10/11)

3-Point Attempts

Season: 4, at Texas A&M (12/10/11)
Career: 4, at Texas A&M (12/10/11)

Free Throws

Season: 3, vs. Northwestern State (12/15/11)
Career: 3, vs. Northwestern State (12/15/11)

Free Throw Attempts

Season: 3, vs. Northwestern State (12/15/11)
Career: 3, vs. Northwestern State (12/15/11)

Rebounds

Season: 6, vs. Indiana State (11/14/11)
Career: 6, vs. Indiana State (11/14/11)

Offensive Rebounds

Season: 1 (three times)
Career: 1 (three times)

Defensive Rebounds

Season: 5, vs. Indiana State (11/14/11)
Career: 5, vs. Indiana State (11/14/11)

Assists

Season: 4, vs. Nicholls State (12/12/11)
Career: 4, vs. Nicholls State (12/12/11)

Turnovers

Season: 2 (three times)
Career: 2 (three times)

Blocks

Season: n/a
Career: n/a

Steals

Season: 2, vs. Northwestern State (12/15/11)
Career: 2, vs. Northwestern State (12/15/11)

Minutes

Season: 30, at Ole Miss (11/11/11)
Career: 30, at Ole Miss (11/11/11)

MISCELLANEOUS STATS

	11-12	Career
Double-figure Points:	0	0
Double-figure Rebounds:	0	0
20-Plus Points	0	0
30-Plus Points	0	0
Led Team in Scoring:	0	0
Led Team in Rebounding	0	0
Led Team in Assists	1	1
Led Team in Blocks	0	0
Led Team in Steals	3	3
Double-Doubles:	0	0

2011-12 SEASON GAME-BY-GAME

Date	Opponent	gs	min	fg-a	3fg-a	ft-a	o-d-t	pf	a	to	blk	stl	pts
Nov. 11	at Ole Miss		30	1-4	0-3	1-2	0-4-4	3	0	1	0	1	3
Nov. 14	Indiana State	*	18	1-1	1-1	0-0	1-5-6	5	2	0	0	0	3
Nov. 16	at Tennessee	*	20	1-3	0-1	2-2	0-4-4	5	0	1	0	1	4
Nov. 19	at Southeastern Louisiana		21	0-3	0-1	2-2	1-3-4	1	0	0	0	0	2
Nov. 21	at Mississippi State		16	1-1	0-0	0-0	0-1-1	2	2	0	0	1	2
Nov. 26	Harding		15	1-1	1-1	0-0	0-2-2	4	1	2	0	1	3
Nov. 28	at Nicholls State	*	20	1-2	0-1	0-0	1-2-3	3	3	1	0	0	2
Dec. 3	Louisiana Tech	*	21	2-3	0-0	0-0	0-0-0	1	0	2	0	0	4
Dec. 10	at Texas A&M		21	2-4	2-4	0-0	0-0-0	4	0	0	0	0	6
Dec. 12	Nicholls State		21	2-5	0-1	1-2	2-0-2	5	4	2	0	1	5
Dec. 15	Northwestern State		13	1-2	0-1	3-3	0-2-2	5	1	1	0	2	5
Dec. 19	at UNLV	*	28	1-5	1-1	0-0	2-1-3	4	3	0	0	0	3
Dec. 21	at Indiana State												
Dec. 29	Western Kentucky												
Dec. 31	Arkansas State												
Jan. 5	at Florida Atlantic												
Jan. 7	at FIU												
Jan. 12	UALR												
Jan. 14	North Texas												
Jan. 19	Denver												
Jan. 21	at Troy												
Jan. 28	UL-Lafayette												
Feb. 2	at Arkansas State												
Feb. 4	at UALR												
Feb. 11	South Alabama												
Feb. 16	at North Texas												
Feb. 18	at Denver												
Feb. 23	Middle Tennessee												
Feb. 25	at UL-Lafayette												

LINDSEY'S CAREER STATISTICS

YEAR	GP-GS	MIN/AVG	FG-A	PCT	3FG-A	PCT	FT-A	PCT	OFF-DEF-TOT	AVG	PF-FO	AST	TO	BLK	STL	PTS	AVG
2011-12	10-4	203/20.3	12-27	.444	4-13	.308	6-8	.750	5-21-26	2.6	33-3	12	9	0	5	34	3.4
TOTAL	10-4	203/20.3	12-27	.444	4-13	.308	6-8	.750	5-21-26	2.6	33-3	12	9	0	5	34	3.4

**41 FABIO RIBEIRO**

Senior • Center • 6-10 • 250

Caetonopolis, Brazil • New Mexico JC

2011-12

- Had eight points and seven rebounds against Tennessee (Nov. 16).
- Recorded a season-best 10 points and seven rebounds at Nicholls State (Nov. 28).
- Had a season-high eight rebounds in just 16 minutes against Louisiana Tech (Dec. 3).
- Pulled down a career-best five offensive rebounds at Texas A&M (Dec. 10).

2010-11

- Appeared in 29 games, making 12 starts.
- Averaged 3.3 points and 2.5 rebounds per game.
- Shot 46.4 percent from the field (39-of-84) and 48.6 percent from the free-throw line (17-of-35).
- Had a career-best 15 points on 6-of-9 shooting at UTEP (Dec. 15).
- Grabbed a career-high 10 rebounds in the season opener at Texas Tech (Nov. 12).
- Played a career-high 34 minutes against Illinois State (Nov. 27), recording a career-best two blocks.

SEASON/CAREER HIGHS**Points**

Season: 8, at Tennessee (11/16/11)
 Career: 15, at UTEP (12/15/10)

Field Goals

Season: 4, at Tennessee (11/16/11)
 Career: 6, at UTEP (12/15/10)

Field Goal Attempts

Season: 11, at Tennessee (11/16/11)
 Career: 11, at Tennessee (11/16/11)

3-Point Field Goals

Season: n/a
 Career: 1, at North Texas (2/19/11)

3-Point Attempts

Season: n/a
 Career: 2, at North Texas (2/19/11)

Free Throws

Season: 4, at Nicholls State (11/28/11)
 Career: 4, at Nicholls State (11/28/11)

Free Throw Attempts

Season: 7, at Nicholls State (11/28/11)
 Career: 7, at Nicholls State (11/28/11)

Rebounds

Season: 8, vs. Louisiana Tech (12/3/11)
 Career: 10, at Texas Tech (11/12/10)

Offensive Rebounds

Season: 5, at Texas A&M (12/10/11)
 Career: 5, at Texas A&M (12/10/11)

Defensive Rebounds

Season: 7, at Tennessee (11/16/11)
 Career: 8, at Texas Tech (11/12/10)

Assists

Season: 1 (four times)
 Career: 2 (twice)

Turnovers

Season: 5, at Ole Miss (11/11/11)
 Career: 5, at Ole Miss (11/11/11)

Blocks

Season: 1 (three times)
 Career: 2, at Illinois State (11/27/10)

Steals

Season: 1 (three times)
 Career: 2, vs. UALR (2/12/11)

Minutes

Season: 33, at Tennessee (11/16/11)
 Career: 34, at Illinois State (11/27/10)

MISCELLANEOUS STATS

	11-12	Career
Double-figure Points:	1	2
Double-figure Rebounds:	0	1
20-Plus Points	0	0
30-Plus Points	0	0
Led Team in Scoring:	0	1
Led Team in Rebounding	5	7
Led Team in Assists	0	1
Led Team in Blocks	1	4
Led Team in Steals	1	2
Double-Doubles:	0	0

2011-12 SEASON GAME-BY-GAME

Date	Opponent	gs	min	fg-a	3fg-a	ft-a	o-d-t	pf	a	to	blk	stl	pts
Nov. 11	at Ole Miss	*	29	2-7	0-0	1-2	0-6-6	4	1	5	0	0	5
Nov. 14	Indiana State	*	21	3-10	0-0	0-0	2-2-4	2	1	3	0	0	6
Nov. 16	at Tennessee	*	33	4-11	0-0	0-0	0-7-7	3	0	0	1	1	8
Nov. 19	at Southeastern Louisiana		20	1-1	0-0	0-0	0-3-3	1	0	1	0	1	2
Nov. 21	at Mississippi State	*	24	1-1	0-0	0-0	1-4-5	2	0	3	1	0	2
Nov. 26	Harding	*	14	2-6	0-0	0-0	1-3-4	2	0	1	0	0	4
Nov. 28	at Nicholls State		25	3-5	0-0	4-7	2-5-7	3	1	1	0	1	10
Dec. 3	Louisiana Tech	*	16	1-2	0-0	0-0	2-6-8	1	0	0	0	0	2
Dec. 10	at Texas A&M		20	2-6	0-0	2-2	5-2-7	1	1	2	1	0	6
Dec. 12	Nicholls State		11	1-4	0-0	0-0	2-0-2	0	0	0	0	0	2
Dec. 15	Northwestern State	*	6	0-0	0-0	0-0	0-1-1	1	0	2	0	0	0
Dec. 19	at UNLV		0+	0-0	0-0	0-0	0-0-0	0	0	1	0	0	0
Dec. 21	at Indiana State												
Dec. 29	Western Kentucky												
Dec. 31	Arkansas State												
Jan. 5	at Florida Atlantic												
Jan. 7	at FIU												
Jan. 12	UALR												
Jan. 14	North Texas												
Jan. 19	Denver												
Jan. 21	at Troy												
Jan. 28	UL-Lafayette												
Feb. 2	at Arkansas State												
Feb. 4	at UALR												
Feb. 11	South Alabama												
Feb. 16	at North Texas												
Feb. 18	at Denver												
Feb. 23	Middle Tennessee												
Feb. 25	at UL-Lafayette												

RIBEIRO'S CAREER STATISTICS

YEAR	GP-GS	MIN/AVG	FG-A	PCT	3FG-A	PCT	FT-A	PCT	OFF-DEF-TOT	AVG	PF-FO	AST	TO	BLK	STL	PTS	AVG
2009-10	6-1	50/8.3	3-7	.429	0-0	.000	0-0	.000	4-5-9	1.5	9-0	0	2	1	0	6	1.0
2010-11	29-12	517/17.8	39-84	.464	1-2	.500	17-35	.486	29-44-73	2.5	67-2	7	33	6	7	96	3.3
2011-12	10-6	213/21.3	20-53	.377	0-0	.000	7-11	.636	15-38-53	5.3	19-0	4	16	3	3	47	4.7
TOTAL	45-19	780/17.3	62-144	.431	1-2	.500	24-46	.522	48-87-135	3.0	95-2	11	51	10	10	149	3.3



55 FRED BROWN
Senior • Guard • 6-2 • 190
West Palm Beach, Fla. • Kansas State

2011-12

- Preseason Third-Team All-Sun Belt selection.
- Had no turnovers for just the second time in his ULM career against Indiana State (Nov. 14).
- Recorded a game-high 18 points, including four 3-pointers at Tennessee (Nov. 16).
- Dished out a season-best six assists at Southeastern Louisiana (Nov. 19).
- Scored a season-high 21 points on 7-of-12 shooting at Mississippi State (Nov. 21).
- Tied his season high with six assists and tied his career high with four steals at UNLV (Dec. 19).

2010-11

- Third-Team All-Louisiana selection.
- Made starts in 28 of the 29 games he played.
- Averaged a team-high 13.8 points per game.
- Finished the season ranked fifth in the Sun Belt Conference in 3-point makes per game (2.1) and 10th in the conference in scoring.
- Shot 38.6 percent from the field (149-of-386), 37.5 percent from 3-point range (60-of-160) and 77.4 percent from the free-throw line (41-of-53).
- Scored 20 points or more five times and led the team in scoring 10 times.
- Knocked in four or more 3-pointers in seven different games.
- Upped his scoring average to 14.7 points per game in conference play.
- Had a season-high 25 points, including seven 3-pointers in the season opener at Texas Tech (Nov. 12).
- Also had 25 points in a 67-65 victory at South Alabama (Jan. 15).

SEASON/CAREER HIGHS**Points**

Season: 21, at Mississippi State (11/21/11)
 Career: 26, vs. Chicago State (1/5/09)

Field Goals

Season: 8, at Southeastern La. (11/19/11)
 Career: 9 (three times)

Field Goal Attempts

Season: 18, at Southeastern La. (11/19/11)
 Career: 28, at Louisiana Tech (12/4/10)

3-Point Field Goals

Season: 4 (twice)
 Career: 7, at Texas Tech (11/12/10)

3-Point Attempts

Season: 8, at Tennessee (11/16/11)
 Career: 13, at Louisiana Tech (12/4/10)

Free Throws

Season: 6, at UNLV (12/19/11)
 Career: 6 (four times)

Free Throw Attempts

Season: 7, vs. Indiana State (11/14/11)
 Career: 8, vs. Chicago State (1/5/09)

Rebounds

Season: 7, vs. Indiana State (11/14/11)
 Career: 7 (twice)

Offensive Rebounds

Season: 2 (twice)
 Career: 4 (four times)

Defensive Rebounds

Season: 7, vs. Indiana State (11/14/11)
 Career: 7, vs. Indiana State (11/14/11)

Assists

Season: 6 (twice)
 Career: 7, at Louisiana Tech (12/4/10)

Turnovers

Season: 5 (three times)
 Career: 7 (twice)

Blocks

Season: n/a
 Career: 1 (eight times)

Steals

Season: 4, at UNLV (12/19/11)
 Career: 4 (three times)

Minutes

Season: 40, at Southeastern La. (11/19/11)
 Career: 40 (seven times)

MISCELLANEOUS STATS

	11-12	Career
Double-figure Points:	9	44
Double-figure Rebounds:	0	0
20-Plus Points	1	9
30-Plus Points	0	0
Led Team in Scoring:	7	17
Led Team in Rebounding	1	1
Led Team in Assists	4	17
Led Team in Blocks	0	3
Led Team in Steals	6	18
Double-Doubles:	0	0

2011-12 SEASON GAME-BY-GAME


Date	Opponent	gs	min	fg-a	3fg-a	ft-a	o-d-t	pf	a	to	blk	stl	pts
Nov. 11	at Ole Miss	*	25	2-12	1-3	2-4	1-0-1	1	1	1	0	1	7
Nov. 14	Indiana State	*	30	4-13	2-4	5-7	0-7-7	3	5	0	0	0	15
Nov. 16	at Tennessee	*	28	6-14	4-8	2-2	0-1-1	4	2	2	0	2	18
Nov. 19	at Southeastern Louisiana	*	40	8-18	0-4	0-0	1-2-3	0	6	3	0	3	16
Nov. 21	at Mississippi State	*	34	7-12	3-5	4-4	1-1-2	0	2	3	0	2	21
Nov. 26	Harding	*	27	7-14	3-6	0-0	0-1-1	0	1	1	0	1	17
Nov. 28	at Nicholls State		29	5-10	3-5	2-2	2-1-3	2	3	2	0	1	15
Dec. 3	Louisiana Tech		26	4-10	4-6	5-6	2-3-5	5	2	5	0	1	17
Dec. 10	at Texas A&M	*	33	3-13	1-9	0-0	0-0-0	1	1	5	0	1	7
Dec. 12	Nicholls State	*	9	2-6	1-3	0-0	2-1-3	0	0	2	0	0	5
Dec. 15	Northwestern State	*	29	5-10	0-2	4-4	0-0-0	4	4	3	0	1	14
Dec. 19	at UNLV	*	30	3-10	0-2	6-6	0-3-3	1	6	5	0	4	12
Dec. 21	at Indiana State												
Dec. 29	Western Kentucky												
Dec. 31	Arkansas State												
Jan. 5	at Florida Atlantic												
Jan. 7	at FIU												
Jan. 12	UALR												
Jan. 14	North Texas												
Jan. 19	Denver												
Jan. 21	at Troy												
Jan. 28	UL-Lafayette												
Feb. 2	at Arkansas State												
Feb. 4	at UALR												
Feb. 11	South Alabama												
Feb. 16	at North Texas												
Feb. 18	at Denver												
Feb. 23	Middle Tennessee												
Feb. 25	at UL-Lafayette												

BROWN'S CAREER STATISTICS

YEAR	GP-GS	MIN/AVG	FG-A	PCT	3FG-A	PCT	FT-A	PCT	OFF-DEF-TOT	AVG	PF-FO	AST	TO	BLK	STL	PTS	AVG
2007-08	27-0	248/9.2	39-98	.398	20-53	.377	8-16	.500	12-22-34	1.3	20-0	18	13	3	12	106	3.9
2008-09	34-2	695/20.4	99-235	.421	54-130	.415	22-37	.595	17-38-55	1.6	53-1	45	44	2	23	274	8.1
2010-11	29-28	946/32.6	149-386	.386	60-160	.375	41-53	.774	16-46-62	2.1	63-4	77	95	3	40	399	13.8
2011-12	10-8	281/28.1	48-122	.393	22-53	.415	20-25	.800	9-17-26	2.6	16-1	23	24	0	12	138	13.8
TOTAL	100-38	2170/21.7	335-841	.398	156-396	.394	91-131	.695	54-123-177	1.8	152-6	163	176	8	87	917	9.2



2011-12 ULM MEN'S BASKETBALL

Exhibition 1 • Nov. 1 • Fant-Ewing Coliseum • Monroe, La.			
	Lubbock Christian	63	
	ULM	67	

MONROE, La. - Fred Brown scored a game-high 21 points and Hugh Mingo added 18 to lead ULM to a 67-63 exhibition win over Lubbock Christian Tuesday night inside Fant-Ewing Coliseum.

ULM converted 50 percent of its field goals in the second half (15-30) and made 10 of its 14 free throws to spark the victory after the teams were tied 26-all at halftime.

Fabio Ribeiro connected on 4-of-6 field goals to finish with 12 points and seven rebounds, while Charles Winborne added five points and two rebounds in his first ULM action after sitting out last season due to NCAA transfer rules. Brown and Mingo were co-leaders in rebounds with eight boards a piece.

ULM went on a 14-6 spurt, powered by a Winborne jumper and a pair of Brown baskets to claim a 46-42 advantage. Then Ribeiro found an offensive groove, scoring nine of the next 12 Warhawk points to give the hosts a 58-53 lead.

Jumpers by Brown and Ribeiro would push the Warhawks in front 62-57. A late 6-3 run by the Chaps was not enough, as three Mingo free throws down the stretch would close the game for ULM.

The Warhawks opened the contest on a 6-1 run highlighted by 3-pointers from Mingo and Brown. The Chaps responded with a quick 10-0 run of their own, capped by two Douglas Williams field goals from beyond the arc to jump in front 11-6.

A Brown free throw and a Mingo jumper pulled ULM within two (11-9) at the under-16 timeout. Then a Mingo jumper bookended a Brown 3-pointer to pull the Warhawks back on top 14-11.

Two free throws from Marcelis Hansberry ended a 9-0 Lubbock Christian run and vaulted the Warhawks on an explosive 10-0 surge. A 3-pointer from Brown, an and-one from Mingo and a layup from Ribeiro gave the hosts their biggest advantage of the first half 26-20.

The Chaps battled back, closing a 6-0 swing to send the game to the break tied 26-26. Brown paced the Warhawk attack with 10 points, followed by Mingo with nine. Hansberry added five points and four assists for ULM.

Lubbock Christian (0-1) hit its first five shots of the second half to open the game's biggest lead, 36-28. The Warhawks countered with a jumper from Christian Bibi Ndongo and a swish from Winborne to draw within four 36-32.

Anthony Brancato led Lubbock Christian with 19 points and eight rebounds, while Rashad Sample chipped in 18, all of which came in the second half.

No.	Lubbock Christian	FG	3FG	FT	R	F	TP	A	TO	B	S	MIN
05	Plunkett, A.	0-1	0-0	1-2	3	2	1	0	1	0	0	9
15	Roberts, R.	1-4	0-0	0-0	7	1	2	0	2	3	0	32
01	Williams, D.	4-10	2-5	0-0	5	3	10	2	4	0	1	29
20	Sample, R.	7-12	0-0	4-4	7	3	18	5	1	0	0	33
21	Brancato, A.	8-14	1-3	2-2	8	2	19	2	2	1	2	39
04	Viera, J.	1-1	0-0	0-0	3	4	2	0	3	0	2	8
12	Kennedy, T.	3-12	3-12	0-0	2	5	9	1	0	0	0	29
13	English, J.	1-3	0-2	0-1	2	2	2	0	0	0	0	7
14	Oropeza, E.	0-3	0-3	0-0	1	1	0	1	2	0	0	13
22	Hunter, J.	0-0	0-0	0-0	0	1	0	0	0	1	0	1
TEAM		2										
TOTALS		25-60	6-25	7-9	40	24	63	11	15	5	5	200
		(417) (.240) (.778)										

No.	ULM	FG	3FG	FT	R	F	TP	A	TO	B	S	MIN
41	Ribeiro, F.	4-6	0-0	4-10	7	2	12	0	2	0	0	22
03	Hansberry, M.	2-10	1-3	2-2	3	1	7	5	0	0	2	25
04	McCray, R.	1-4	0-0	0-1	2	2	2	3	1	1	0	28
24	Mingo, H.	7-17	0-4	4-5	8	2	18	2	1	0	0	36
55	Brown, F.	7-17	4-10	3-4	8	3	21	3	3	0	2	31
05	Bibi Ndongo, C.	1-3	0-1	0-0	5	3	2	0	0	0	0	22
10	Mackey, T.	0-2	0-0	0-0	1	2	0	1	0	0	0	11
11	Winborne, C.	2-4	0-0	1-1	2	0	5	1	1	0	0	10
35	Lindsey, T.	0-1	0-1	0-0	1	1	0	1	1	0	1	15
TEAM		3										
TOTALS		24-64	5-19	14-23	40	15	67	16	9	1	5	200
		(375) (.263) (.609)										


Technical Fouls: None

Officials: Raymond Natili, Forrest Sigler, James Buham

Attendance: n/a

Score by Half

Lubbock Christian.....	26-37	63
ULM	26-41	67

Exhibition 2 • Nov. 7 • Fant-Ewing Coliseum • Monroe, La.			
	Philander Smith	69	
	ULM	82	

MONROE, La. - ULM shot 53.7 percent from the field en route to an 82-69 exhibition victory over Philander Smith (Ark.) Monday evening inside Fant-Ewing Coliseum. The Warhawks finished with a 2-0 record in exhibition play and will open the regular season Friday at Ole Miss.

Senior guard Fred Brown led the way for ULM with 21 points and three assists while going 7-of-9 from the field. Senior guard Hugh Mingo chipped in 18 points, six rebound and three assists, and sophomore guard Charles Winborne notched his first double-digit scoring game in a ULM uniform with 10 points.

The Warhawks used an 11-1 run to build an 80-63 advantage, their largest of the game, with 3:35 remaining. Senior center Fabio Ribeiro started the run with a layup at the 7:19 mark. After a free throw from Philander Smith, the Warhawks reeled off nine straight points, capped by a layup from Brown.

Ribeiro finished with nine points and a game-high 12 rebounds in the game. ULM overwhelmed Philander Smith on the boards with a 42-20 edge. ULM also had 14 offensive rebounds and held a 42-14 advantage in points in the paint.

Brown did a majority of his work in the first half, going 4-of-4 from the field and finishing the half with 12 points. He knocked home a pair of 3-pointers in the final two minutes to give the Warhawks a 46-37 advantage at the break.

Demarkus Lipscomb and Ken Brown each had 23 points to lead the way for Philander Smith. The Panthers finished 7-of-21 from 3-point range and 24-32 from the free-throw line.

No.	Philander Smith	FG	3FG	FT	R	F	TP	A	TO	B	S	MIN
04	Bell, B.	1-7	1-6	7-7	2	4	10	2	3	0	1	25
54	Egbe, J.	0-1	0-0	0-0	3	5	0	0	0	1	5	17
02	Sims, M.	0-2	0-2	0-0	2	3	0	0	0	0	0	29
05	Lipscomb, D.	6-13	3-6	8-12	1	1	23	4	4	0	4	39
10	Brown, K.	8-18	2-6	5-6	4	5	23	4	7	0	0	34
03	Howell, A.	2-4	1-1	1-2	1	1	0	0	1	0	0	16
20	King, A.	0-0	0-0	0-0	1	1	0	0	1	0	0	3
30	Dotson, M.	1-1	0-0	1-2	2	0	3	0	1	0	0	9
44	Dumas, J.	0-1	0-0	2-3	3	1	2	0	0	0	1	17
50	Riddles, G.	1-1	0-0	0-0	1	2	2	0	2	0	0	11
TEAM		0										
TOTALS		19-48	7-21	24-32	20	22	69	11	19	1	12	200
		(396) (.333) (.750)										

No.	ULM	FG	3FG	FT	R	F	TP	A	TO	B	S	MIN
05	Bibi Ndongo, C.	2-4	0-0	1-2	8	4	5	0	3	0	0	21
24	Mingo, H.	7-13	1-4	3-5	6	2	18	3	4	0	1	28
41	Ribeiro, F.	2-6	0-0	5-6	12	2	9	1	1	0	0	31
11	Winborne, C.	5-9	0-1	0-0	3	4	10	1	5	0	1	20
55	Brown, F.	7-9	3-4	4-4	3	2	21	3	4	0	1	28
03	Hansberry, M.	1-5	0-2	2-3	0	0	4	3	2	0	0	12
04	McCray, R.	2-2	0-0	1-2	5	4	5	2	6	0	1	18
10	Mackey, T.	2-3	2-3	0-0	0	3	6	0	1	0	0	16
35	Lindsey, T.	1-3	0-0	2-4	5	1	4	2	1	0	2	26
TEAM		0										
TOTALS		29-54	6-14	18-26	42	22	82	15	27	0	6	200
		(537) (.429) (.692)										

Technical Fouls: Philander Smith-Brown, K. ULM-None

Officials: R-Shannon Cain, U1-Mitchell Ervin, U2-Earnie Phael

Attendance: n/a

Score by Half

Philander Smith	37-32	69
ULM	46-36	82

Game 1 • Nov. 11 • Tad Smith Coliseum • Oxford, Miss.			
	ULM	38	
	OLE MISS	60	

OXFORD, Miss. - ULM put forth a valiant second-half effort, but it was not enough as Ole Miss powered to a 60-38 victory Friday night in the season opener for both squads. The Warhawks shot just 28.6 percent for the game and struggled at the free-throw line, going 7-of-18.

Senior guard Fred Brown led the Warhawks with seven points on 2-of-12 shooting. It was the first time ULM failed to have a player score in double figures since 2006 against Iowa State. Freshman Trent Mackey came off the bench to notch five points and five rebounds in his first collegiate game.

ULM put on a spectacular defense display in the second half as Ole Miss shot just 23.3 percent in the half. The Warhawks cut the lead to as low as 16 in the second half, but that is as close as they would get.

After the two teams traded baskets for the first 10 minute of the second half, the Warhawks embarked on a 6-0 run - fueled by a pair of Fabio Ribeiro layups - to get within 49-33 with 5:14 remaining. ULM held Ole Miss scoreless for over three minutes during that stretch.

A Terrance Henry free throw and a layup from Murphy Holloway catapulted the Rebels back in front 52-33 with 4:21 left.

Henry, a Monroe, La. native, led three Rebels in double figures with 15 points. Nick Williams added 13 points and Dundreous Nelson chipped in 12 points for the Rebels. Holloway pulled down a game-high 17 rebounds.

The Warhawks shot just 16.7 percent in the first half as Ole Miss stormed out to a 33-11 advantage at halftime. ULM converted 4 of 24 from the field and 1 of 7 from 3-point range. The Rebels countered by shooting 44.4 percent and outgaining ULM 26-12 on the boards.

Ole Miss broke the game open with a 24-6 run over the final 13:18 of the first half. Leading 18-8, Williams scored nine straight points for the Rebels, capped by an old-fashioned three-point play that gave Ole Miss a 24-10 advantage with 7:00 remaining.

The Rebels continued the run spearheaded by an aggressive defense which blocked six shots and forced nine ULM turnovers in the half. The Warhawks managed just one point - a Christian Bibi Ndongo free throw - in the last 7:26 of the half.

No.	ULM	FG	3FG	FT	R	F	TP	A	TO	B	S	MIN
05	Bibi Ndongo, C.	1-3	0-0	2-6	5	2	4	0	1	0	0	21
41	Ribeiro, F.	2-7	0-0	1-2	6	4	5	1	5	0	0	29
11	Winborne, C.	2-6	1-3	1-2	2	3	6	3	1	1	0	23
24	Mingo, H.	1-5	0-2	0-0	0	4	2	0	3	1	1	18
55	Brown, F.	2-12	1-3	2-4	1	1	7	1	1	0	1	25
03	Hansberry, M.	0-2	0-0	0-0	1	1	0	4	2	0	1	15
04	McCray, R.	3-3	0-0	0-2	4	1	6	0	2	0	0	17
10	Mackey, T.	2-7	1-4	0-0	5	1	5	2	1	0	0	22
35	Lindsey, T.	1-4	0-3	1-2	4	3	3	0	1	0	1	30
TEAM		6										
TOTALS		14-49	3-15	7-18	34	20	38	11	18	2	4	200
		(286) (.200) (.389)										

No.	Ole Miss	FG	3FG	FT	R	F	TP	A	TO	B	S	MIN
01	Henry, T.	3-10	0-3	9-13	4	2	15	3	4	0	0	26
23	Buckner, R.	2-3	0-0	2-2	10	2	6	1	4	2	1	20
31	Holloway, M.	2-4	0-0	2-5	17	0	6	0	1	2	1	32
05	Nelson, D.	4-11	2-8	2-2	1	4	12	0	1	1	2	21
20	Williams, N.	5-11	2-6	1-1	3	1	13	1	2	0	1	31
04	Cox, D.	1-2	0-0	0-2	4	0	2	0	0	0	2	17
12	Aniefiok, M.	0-6	0-5	1-2	2	1	1	0	1	0	0	15
32	Summers, J.	2-9	1-4	0-0	2	4	5	3	2	1	1	27
34	Jones, A.	0-1	0-0	0-0	2	2	0	0	0	2	0	11
TEAM		3										
TOTALS		19-57	5-26	17-27	48	16	60	8	15	8	8	200
		(333) (.192) (.630)										

Technical Fouls: None

Officials: Gary Maxwell, Steven Andersson, Tony Henderson

Attendance: 5,729

Score by Half

ULM</



Game 4 • Nov. 19 • University Center • Hammond, La.		
	ULM	60
	SOUTHEASTERN LA.	63

Technical Fouls: None
Officials: Andrew Walton, John Hendricks, Raymond Shipp
Attendance: 877
Score by Half

ULM	27-33	60
Southeastern La.	39-24	63



2011-12 ULM MEN'S BASKETBALL

Game 5 - Nov. 22 - Humphrey Coliseum - Starkville, Miss.				
	ULM	63		78
	MISSISSIPPI STATE			

STARKVILLE, Miss. - No. 24 Mississippi State used a pair of big runs to defeat ULM 78-63 Monday evening inside Humphrey Coliseum. It marked the end to a tough start to the season for the Warhawks (0-5) in which they played five games in 11 days - four on the road.

The Bulldogs had runs of 14-0 (first half) and 18-1 (second half) to win their fourth straight and improve to 5-1 on the season. The Warhawks did not make it easy though as they led by as many as eight in the first half and trailed just 31-26 at the break.

Senior guard Fred Brown turned in another stellar performance for the Warhawks with a season-high 21 points on 7-of-12 shooting. Brown connected on 3-of-5 from 3-point range while also tallying two assists and two steals.

ULM upped its shooting for the fifth straight game and finished the contest shooting 49.0 percent from the field. Mississippi State countered by shooting 50.8 percent from the field and knocking in 10 3-pointers.

With the Warhawks leading by two, Mississippi State used an 18-1 run to take a 57-42 advantage with 10:10 remaining in the game. The run spanned 5:57 and was capped by a 3-pointer by Dee Bost. Bost led the Bulldogs with 21 points and five assists in the game, including four 3-pointers.

Rodney Hood chipped in 20 points and eight assists and Brian Bryant finished with 17 points, 10 rebounds and four assists for the Bulldogs.

Mississippi State took advantage of its size with a 36-16 advantage in the paint and a 17-3 edge in second-chance points. ULM hung in on the boards against the Bulldogs with just a 32-26 deficit.

Sophomore guard Marcelis Hansberry also had a season-best night with 13 points, while senior guard Hugh Mingo and sophomore guard Charles Winborne each contributed nine points for ULM.

ULM hit four of its first five shots of the game, including a pair of 3-pointers by Brown, to take an early 11-5 advantage. Hansberry scored on a layup with 13:51 to give the Warhawks a 15-10 lead.

Mississippi State reeled off five straight points - all from Jalen Steele -- to tie the score at 15-15 with 12:13 remaining in the first half before ULM used an 8-0 run to build its largest lead of the game.

Freshman Trey Lindsey hit a jumper just inside in the 3-point line and R.J. McCray followed with a jumper of his own to vault the Warhawks in front 19-15 at the 9:08 mark of the first half. Hugh Mingo connected on a layup and Hansberry scored in transition to give ULM its largest lead at 23-15 with 7:49 remaining before halftime.

Mississippi State quickly responded, embarking on a 14-0 run spanning over seven minutes, to take a 29-23 advantage. Brown broke the run with a 3-pointer at the 1:18 mark to pull the Warhawks within three points.

The Warhawks opened the second half on 9-4 run to knot the score at 35-35 with 16:03 remaining. A jumper by Hansberry gave ULM its final lead at 41-39 with 14:31 left in the game.

No.	ULM	FG	3FG	FT	R	F	TP	A	TO	B	S	MIN
41	Ribeiro, F.	1-1	0-0	0-0	5	2	2	0	3	1	0	24
03	Hansberry, M.	6-13	0-2	1-2	2	1	13	0	0	0	1	33
10	Mackey, T.	2-6	1-4	0-0	3	1	5	3	3	0	0	28
11	Winborne, C.	4-9	1-3	0-0	4	1	9	0	2	0	0	25
55	Brown, F.	7-12	3-5	4-4	2	0	21	2	3	0	2	34
04	McCray, R.	1-2	0-0	0-0	2	1	2	3	2	0	2	22
23	Smith, R.	0-0	0-0	0-0	0	0	0	0	0	0	0	1
24	Mingo, H.	3-6	1-2	2-3	5	1	9	1	0	0	0	16
33	Martin, D.	0-1	0-0	0-0	0	0	0	0	0	0	0	1
35	Lindsey, T.	1-1	0-0	0-0	1	2	2	2	0	0	1	16
TEAM		2										
TOTALS		25-51	6-16	7-9	26	9	63	11	14	1	6	200
		(.490) (.375) (.778)										

No.	Mississippi State	FG	3FG	FT	R	F	TP	A	TO	B	S	MIN
30	Lewis, W.	2-2	0-0	0-0	5	3	4	1	0	0	0	32
00	Steele, J.	3-9	2-7	0-0	2	1	8	5	2	0	0	25
03	Bost, D.	7-16	4-9	3-4	3	4	21	5	1	0	3	31
04	Hood, R.	9-13	2-4	0-0	8	0	20	1	1	0	2	36
22	Bryant, B.	7-11	0-1	3-4	10	0	17	4	0	3	3	35
11	Clayton, R.	0-0	0-0	0-0	0	0	0	0	0	0	0	1
12	Parker, C.	0-0	0-0	0-0	0	0	0	0	0	0	0	1
15	Price, B.	0-0	0-0	0-0	0	0	0	0	0	0	0	1
20	Luczak, T.	0-0	0-0	0-0	1	0	0	0	0	0	0	1
24	Cunningham, T.	0-2	0-1	0-0	0	0	0	0	0	0	0	1
25	Johnson, R.	0-0	0-0	0-0	1	0	0	0	1	0	0	7
33	Smith, D.	3-8	2-5	0-0	1	1	8	4	3	0	0	29
TEAM		1										
TOTALS		31-61	10-27	6-8	32	9	78	20	8	3	8	200
		(.508) (.370) (.750)										

Technical Fouls: None

Officials: Mike Stuart, Pad Adams, Ed Corbett

Attendance: 4,892

Score by Half

ULM26-37 63
Mississippi State.....31-47 78

Game 6 - Nov. 26 - Fant-Ewing Coliseum - Monroe, La.		
	HARDING	71
	ULM	68

MONROE, La. - Sophomore guard Marcelis Hansberry had his 3-point attempt come up short in the final seconds as Harding defeated ULM 71-68 Saturday afternoon inside Fant-Ewing Coliseum.

The Warhawks (0-6) trailed by 11 with 3:24 remaining before making a furious comeback to cut the lead to as close as two. ULM knocked in a trio of 3-pointers during the run and finished 11-of-23 from beyond the arc in the game - the most 3-pointers ULM has made in a game since the 2007-08 season.

Sophomore guard Charles Winborne set a career high with 18 points on 7-of-12 shooting from the field. Winborne is the only ULM player to hit a 3-pointer in all six games this season. Senior guard Fred Brown chipped in 17 points and freshman Trent Mackey scored a career-best 13 points off the bench.

Trailing 66-55, ULM quickly scored five straight points - all from Mackey - to make it a 66-60 game with 2:16 to play. Mackey hit another jumper at the 1:30 mark and Brown knocked home a 3-pointer with 40 seconds remaining to cut the Harding lead to 68-65.

After a pair of free throws from Harding's Weston Jameson, Winborne connected on a 3-pointer to get the Warhawks within two at 70-68 with 19 seconds remaining. Jameson made 1 of 2 from the free-throw line on Harding's next possession, giving ULM the chance to tie the game.

Deontra Scott scored a game-high 24 points to lead four Harding (1-1) players in double figures. Zach Roddenberry contributed 13 points and seven rebounds, while Hayden Johnson and Bradley Spencer each had 10 points.

Harding shot 56 percent in the first half en route to a 40-24 advantage at the break. The Bisons led by as many as 19 (38-19) with 2:08 remaining in the half.

No.	Harding	FG	3FG	FT	R	F	TP	A	TO	B	S	MIN
12	Walters, M.	2-6	1-4	2-2	2	0	7	2	0	1	0	16
21	Johnson, H.	3-6	2-3	2-2	2	2	10	0	1	0	0	24
42	Roddenberry, Z.	6-6	0-0	1-1	7	2	13	1	1	0	0	24
10	Spencer, B.	4-6	1-2	1-2	5	1	10	5	5	0	0	35
14	Jameson, W.	0-3	0-2	3-4	3	0	3	5	4	0	1	35
03	Silverman, A.	0-3	0-2	0-0	2	0	0	0	0	0	0	5
22	Scott, D.	6-10	5-6	7-7	6	0	24	0	1	2	1	25
24	Porter, K.	1-1	0-0	0-1	1	1	2	3	4	0	0	16
32	Brown, D.	0-2	0-0	0-0	0	0	0	0	1	0	0	5
40	Cannon, L.	1-3	0-0	0-0	3	1	2	0	1	0	0	15
TEAM		2										
TOTALS		23-46	9-19	16-19	33	7	71	16	18	3	2	200
		(.500) (.474) (.842)										

No.	ULM	FG	3FG	FT	R	F	TP	A	TO	B	S	MIN
41	Ribeiro, F.	2-6	0-0	0-0	4	2	4	0	1	0	0	14
03	Hansberry, M.	2-6	0-3	2-3	3	1	6	5	2	0	2	33
11	Winborne, C.	7-12	3-6	1-1	0	2	18	4	1	0	1	30
24	Mingo, H.	0-2	0-1	0-0	1	3	0	0	0	0	0	10
55	Brown, F.	7-14	3-6	0-0	1	0	17	1	1	0	1	27
04	McCray, R.	1-2	0-0	0-0	0	0	2	0	0	0	0	16
05	Bibi Ndongo, C.	1-4	1-2	2-2	5	4	5	1	0	4	1	25
10	Mackey, T.	5-9	3-5	0-0	1	3	13	3	1	0	1	27
33	Martin, D.	0-1	0-0	0-0	0	1	0	0	1	0	1	3
35	Lindsey, T.	1-1	1-1	0-0	2	4	3	1	2	0	1	15
TEAM		3										
TOTALS		26-57	11-24	5-6	20	19	68	15	10	4	8	200
		(.456) (.458) (.833)										

Technical Fouls: None

Officials: John Healy, Mike Million, Matthew Potter

Attendance: 883

Score by Half

Harding.....40-31 71
ULM.....24-44 68

Game 7 - Nov. 28 - Stophor Gym - Thibodaux, La.		
	ULM	86
	NICHOLLS STATE	65

THIBODAUX, La. - ULM shot a blistering 62 percent from the field in route to an 86-65 victory over Nicholls State Monday evening inside Stophor Gym. It was the first win of the season for the Warhawks, who improved to 1-6.

The Warhawks shot 65.5 percent in the second half and outscored the Colonels 50-31 in the final 20 minutes. It was ULM's highest scoring output of the season and its highest shooting percentage in a game since December of 2009.

Sophomore guard Charles Winborne set a career high in points for the second straight game with 19 points and seven rebounds on 6-of-8 shooting. Senior guard Fred Brown scored 15 points and senior guard Hugh Mingo added 13 points, while freshman Trent Mackey chipped in 12 points and senior Fabio Ribeiro contributed 10 points and seven rebounds.

ULM used a 9-0 run to build a 75-59 lead and put the game out of reach with 5:20 remaining. Brown and Winborne each had 3-pointers during the run, while senior Christian Bibi Ndongo contributed a three-point play.

The Warhawks scored eight straight points, including a pair of 3-pointers from Brown, to build a 52-44 advantage midway through the second half. Mackey hit his third 3-pointer of the game to extend the ULM lead to 57-48 with 10:26 to play.

Mingo hit a jumper just inside the 3-point line with two seconds remaining in the first half as ULM took a 36-34 advantage at halftime. The Warhawks shot 57.1 percent in the half, including making 8 of its final 10 shots.

The lead switched hands 11 times in the first half as neither team led by more than six.

Nicholls State was led by Sam McBeath and Chris Talkington, who each chipped in 12 points on the night. Bryan Hammond had 12 points and Sterling Bailey totaled 10 points for the Colonels.

No.	ULM	FG	3FG	FT	R	F	TP	A	TO	B	S	MIN
05	Bibi Ndongo, C.	1-1	0-0	2-3	2	4	4	0	0	1	0	15
03	Hansberry, M.	4-7	1-1	0-1	3	3	9	1	0	0	1	24
10	Mackey, T.	4-7	4-7	0-0	0	2	12	0	1	0	0	24
11	Winborne, C.	6-8	3-5	4-5	7	1	19	2	1	0	0	27
35	Lindsey, T.	1-2	0-1	0-0	3	3	2	3	1	0	0	20
04	McCray, R.	1-1	0-0	0-0	0	0	2	4	0	0	0	15
24	Mingo, H.	6-9	1-2	0-1	4	2	13	1	1	0	0	21
41	Ribeiro, F.	3-5	0-0	4-7	7	3	10	1	1	0	1	25
55	Brown, F.	5-10	3-5	2-2	3	2	15	3	2	0	1	29
TEAM		4										
TOTALS		31-50	12-21	12-19	33	20	86	15	8	1	3	200
		(.620) (.571) (.632)										

No.	Nicholls State	FG	3FG	FT	R	F	TP	A	TO	B	S	MIN
02	Prest, L.	0-0	0-0	0-0	0	3	0	0	0	0	1	15
11	Talkington, C.	3-6	2-4	4-5	1	1	12	0	0	0	0	37
03	Hammond, B.	5-11	1-3	0-0	0	1	11	4	1	0	1	34
21	Rilleux, S.	4-9	1-4	3-4	4	2	12	4	2	0	1	40
23	Lewis, T.	2-4	0-1	4-5	1	5	8	1	1	0	0	12
14	Triggs, B.	0-0	0-0	0-0	0	0	0	0	0	0	0	7
15	McBeath, S.	4-10	3-7	1-2	3	2	12	2	1	0	0	30
24	Bailey, S.	3-4	2-3	2-2	4	2	10	1	0	0	0	19
34	Smith, J.	0-0	0-0	0-0	1	0	0	0	1	0	0	6
TEAM		3										
TOTALS		21-44	9-22	14-18	17	16	65	12	6	0	3	200
		(.477) (.409) (.778)										

Technical Fouls: None

Officials: Buddy Daughdrill, Gregory White, Mitchell Ervin

Attendance: 574

Score by Half

ULM.....36-50 86
Nicholls State.....34-31 65



Game 8 - Dec. 3 - Fant-Ewing Coliseum - Monroe, La.				
	LOUISIANA TECH		73	
	ULM		71	

MONROE, La. - Sophomore Marcelis Hansberry missed a 3-point attempt from half court with time expiring as Louisiana Tech held on to defeat ULM 73-71 Saturday in a wild game inside Fant-Ewing Coliseum.

The Bulldogs looked to be in control of the game when Raheem Appleby hit a pair of free throws to give Tech a 65-57 advantage with 2:36 remaining, but ULM responded by scoring 14 points in the final two and half minutes and getting as close as one in the final seconds.

The Warhawks (1-7) shot 54.5 percent in the second half and finished at 40.4 percent for the game. ULM knocked in six 3-pointers and made a season-best 19-of-23 from the free-throw line. Louisiana Tech (3-4) shot 42.6 percent for the game, including 8-of-24 shooting from beyond the arc.

Senior guard Fred Brown led the way for the Warhawks with 17 points - all in the second half - on 4-of-10 shooting. Brown tied a season high with four 3-pointers in the game, including two in the final minute.

Brown's fourth 3-pointer of the night cut the Louisiana Tech lead to 72-69 with 21 seconds remaining. On Tech's ensuing possession, Kenyon McNeal missed both free throw attempts to give ULM a chance to tie with 18 seconds remaining.

Sophomore Charles Winborne got fouled with 4.4 seconds remaining and converted both free throws. Romario Souza converted 1-of-2 from the charity stripe, giving the Warhawks the final possession with 3.8 seconds on the clock.

Winborne finished in double figures for the third straight game with 15 points and a team-high five assists. Senior Christian Bibi Ndongo recorded a career-high 10 points and five rebounds off the bench for the Warhawks.

Appleby scored a career-best 19 points on 7-of-15 shooting to lead the way for Louisiana Tech, while Johnson registered 14 points and finished with four 3-pointers. Johnson hit a pair of big 3-pointers as part of a 9-0 run as Louisiana Tech grabbed a 65-57 lead with 2:36 remaining.

The Bulldogs held a 28-24 advantage in the paint and a pivotal 23-9 edge in points off turnovers. The Warhawks, who entered the game as one of the best teams in the Sun Belt at holding onto the ball, finished with 17 turnovers.

ULM scored the final six points of the first half to close within 32-29 at the break. The Warhawks struggled to shoot in the half, converting just 31.4 percent from the field.

The Bulldogs took control in the first half with a quick 10-0 run that included a pair of 3-pointers. Trevor Gaskins capped the run with a layup to give Louisiana Tech a 25-15 run with 8:54 remaining in the first half.

No.	Louisiana Tech	FG	3FG	FT	R	F	TP	A	TO	B	S	MIN
25	Lewis, J.	4-5	0-0	2-2	4	3	10	1	1	0	1	26
04	Smith, K.	0-0	0-0	0-0	1	3	0	1	0	0	0	6
05	Gaskins, T.	2-8	0-4	2-2	4	2	6	4	0	0	2	30
15	Johnson, C.	5-10	4-7	0-0	3	5	14	3	1	1	1	23
21	McNeal, K.	1-8	1-6	2-4	4	2	5	4	3	0	2	32
01	Kyser, M.	1-1	0-0	0-0	1	1	2	0	0	1	1	9
02	Gibson, B.	2-8	2-5	2-2	3	3	8	0	2	2	0	21
03	Appleby, R.	7-15	1-2	4-6	1	2	19	0	1	0	1	30
20	Smith, L.	0-1	0-0	0-0	2	0	0	1	1	0	0	8
45	Souza, R.	4-5	0-0	1-2	4	2	9	0	1	0	0	15
TEAM		3		1								
TOTALS		26-61	8-24	13-18	30	23	73	14	10	4	8	200
												(.426) (.333) (.722)

No.	ULM	FG	3FG	FT	R	F	TP	A	TO	B	S	MIN
35	Lindsey, T.	2-3	0-0	0-0	0	1	4	0	2	0	0	21
41	Ribeiro, F.	1-2	0-0	0-0	8	1	2	0	0	0	0	16
03	Hansberry, M.	2-9	0-2	2-2	3	2	6	2	2	0	1	19
10	Mackey, T.	3-6	1-4	2-2	1	3	9	4	1	0	0	27
11	Winborne, C.	5-13	1-5	4-6	3	0	15	5	1	0	0	33
04	McCray, R.	0-0	0-0	0-0	0	0	0	0	1	0	0	2
05	Bibi Ndongo, C.	3-6	0-0	4-5	5	3	10	0	2	1	0	22
15	McClellan, S.	3-5	0-0	0-0	7	5	6	0	2	1	0	21
24	Mingo, H.	0-3	0-0	2-2	6	1	2	2	1	0	0	13
55	Brown, F.	4-10	4-6	5-6	5	5	17	2	5	0	1	26
TEAM		2										
TOTALS		23-57	6-17	19-23	40	21	71	15	17	2	2	200
												(.404) (.353) (.826)

Technical Fouls: None**Officials:** Kyle Neve, Barry Mathis, Dan Strzyfeller**Attendance:** 2,013**Score by Half**

Louisiana Tech 32-41 73

ULM 29-42 71

Game 9 - Dec. 10 - Reed Arena - College Station, Texas		
	ULM	54
	TEXAS A&M	67

COLLEGE STATION, Texas - ULM once again put up a good showing against a ranked opponent, but it was not enough as No. 25 Texas A&M pulled away late for a 67-54 victory Saturday inside Reed Arena.

Senior guard Hugh Mingo had his best game of the season with 21 points, nine rebounds and five assists for the Warhawks. Mingo finished 9-of-12 from the field and hit both of his 3-point attempts in the game. He finished as the only ULM player in double digits scoring.

The Warhawks (1-8) battled back from an 11-point halftime deficit to tie the score at 43-41 with just over 14 minutes remaining in the game. It marked the third time this season that ULM has either led or been tied with a team in one of the power six conferences.

The Aggies (8-1) answered with an 11-0 run to take the lead for good at 54-43 with 8:08 to play. The Warhawks got to within as close as five (54-49) on a layup from senior Fabio Ribeiro with 5:42 remaining before Chris Middleton took over for the Aggies.

Middleton, who was playing in just his second game of the season due to injury, paced Texas A&M with 24 points on 8-of-14 shooting. He scored eight points in the final five and a half minutes - including a pair of 3-pointers - that kept Texas A&M comfortably in control.

ULM and Texas A&M each with finished with 22 made baskets and five 3-pointers with the difference coming at the free-throw line. The Aggies made 18-of-23 from the charity stripe while ULM made it to the line just five times.

Senior guard Fred Brown failed to score in double figures for the first time in seven games as he finished with seven points on 3-of-13 shooting. Ribeiro contributed six points and seven rebounds, while freshman forward Trey Lindsey hit a pair of 3-pointers for six points.

ULM opened the second half on fire, hitting five of its first seven shots, to cut the Texas A&M lead to 43-41 with 15:52 to play. A pair of free throws from Ribeiro on the next possession tied the score with 14:51 remaining.

The Aggies scored the final four points of the first half, including a three-point play by Middleton in the final seconds, to build a 38-27 advantage at the break. Texas A&M came into the game giving up an average of just 16.7 points in the first half at home.

No.	ULM	FG	3FG	FT	R	F	TP	A	TO	B	S	MIN
05	Bibi Ndongo, C.	2-5	0-1	0-0	3	4	4	0	0	0	1	19
11	Winborne, C.	1-7	0-4	2-2	1	1	4	3	0	0	0	29
15	McClellan, S.	2-5	0-0	0-0	2	5	4	0	0	0	3	20
24	Mingo, H.	9-12	2-2	1-1	9	2	21	5	2	0	1	35
55	Brown, F.	3-13	1-9	0-0	0	1	7	1	5	0	1	33
03	Hansberry, M.	1-4	0-1	0-0	2	0	2	1	0	0	0	10
04	McCray, R.	0-0	0-0	0-0	1	0	0	0	1	0	0	2
10	Mackey, T.	0-3	0-3	0-0	0	2	0	0	1	0	0	11
35	Lindsey, T.	2-4	2-4	0-0	0	4	6	0	0	0	0	21
41	Ribeiro, F.	2-6	0-0	2-2	7	1	6	1	2	1	0	20
TEAM		4										
TOTALS		22-59	5-24	5-5	29	20	54	11	11	1	6	200
												(.373) (.208) (.100)

No.	Texas A&M	FG	3FG	FT	R	F	TP	A	TO	B	S	MIN
05	Harris, D.	2-2	1-1	1-2	1	1	6	2	1	0	1	29
10	Loubeau, D.	4-9	0-1	5-6	6	3	13	1	0	0	0	30
22	Middleton, K.	8-14	2-5	6-7	6	3	24	3	5	0	2	28
31	Turner, E.	5-12	2-5	0-0	4	0	12	3	1	0	3	31
35	Turner, R.	0-5	0-0	3-4	3	1	3	0	1	0	0	20
04	Davis, K.	1-1	0-0	1-2	9	2	3	1	1	0	2	25
11	Branch, J.	0-1	0-0	0-0	0	2	0	3	1	1	0	12
12	McDonald, B.	0-0	0-0	0-0	0	0	0	0	0	0	0	0+
13	Green, J.	2-4	0-1	2-2	4	1	6	2	2	0	0	25
33	Jolly, G.	0-0	0-0	0-0	0	0	0	0	0	0	0	0+
42	Jahns, J.	0-0	0-0	0-0	0	0	0	0	0	0	0	0+
TEAM		3										
TOTALS		22-48	5-13	18-23	36	13	67	15	12	1	8	200
												(.458) (.385) (.783)

Technical Fouls: ULM-Hugh Mingo, Texas A&M-Kris Middleton**Officials:** Hal Lusk, Brent Meaux, Bret Smith**Attendance:** 6,875**Score by Half**

ULM 27-27 54

Texas A&M 38-29 67

Game 10 - Dec. 12 - Fant-Ewing Coliseum - Monroe, La.		
	NICHOLLS STATE	82
	ULM	70

MONROE, La. - Nicholls State shot 50 percent from the field and never trailed in an 82-70 victory over ULM Monday evening inside Fant-Ewing Coliseum.

The Warhawks, who defeated Nicholls State 86-65 two weeks ago in Thibodaux, shot just 38.5 percent from the field to fall to 1-9 on the season. Sophomore Charles Winborne led ULM with a career-best 20 points on 7-of-12 shooting from the field.

Senior Hugh Mingo scored in double figures for the second straight game with 11 points and seven rebounds, and sophomore Steven McClellan contributed seven points and a career-high 11 rebounds.

ULM finished with a 42-35 rebounding advantage and had a season-best 17 of-fense boards against the Colonels. Despite coming in shooting over 70 percent from the free-throw line, the Warhawks struggled Monday by going 12-of-21.

ULM got as close as 62-54 with 5:20 remaining in the game, but Nicholls State responded by scoring seven straight points to put the game out of reach.


The Colonels (3-6) scored the first eight points of the game and led by as many as 18 (35-17) with 4:31 remaining in the first half. A jumper and a 3-pointer from senior Fred Brown cut the lead to 37-22 with 1:59 remaining before the half. Sophomore R.J. McCray knocked in a pair of free throws to close out the half with Nicholls State leading 37-25.

Trevon Lewis paced the Colonels with a game-high 25 points and nine rebounds, while Bryan Hammond added 19 points and five assists.

No.	Nicholls State	FG	3FG	FT	R	F	TP	A	TO	B	S	MIN
02	Prest, L.	2-5	1-4	2-2	2	1	7	1	0	1	1	34
15	McBeath, S.	1-4	0-3	2-2	6	3	4	3	3	0	1	30
03	Hammond, B.	6-12	1-3	6-9	3	1	19	5	2	0	1	33
21	Rillieux, S.	1-7	0-2	2-4	5	4	4	4	1	0	0	30
23	Lewis, T.	9-14	2-3	5-6	9	1	25	2	0	2	2	30
01	Thomas, D.	2-2	0-0	5-5	0	2	9	0	0	0	0	5
11	Talkington, C.	2-3	1-2	0-0	0	4	5	1	2	0	0	14
34	Smith, J.	4-7	0-0	1-2	5	3	9	1	0	0	1	20
35	Smith-Hyde, L.	0-0	0-0	0-2	1	0	0	0	0	0	0	4
TEAM		4										
TOTALS		27-54	5-17	23-32	35	19	82	17	8	3	6	200
												(.500) (.294) (.719)

No.	ULM	FG	3FG	FT	R	F	TP	A	TO	B	S	MIN
05	Bibi Ndongo, C.	0-0	0-0	0-0	0	2	0	0	1	0	0	7
15	McClellan, S.	2-6	0-0	3-4	11	2	7	0	2	1	0	19
11	Winborne, C.	7-12	3-5	3-4	3	2	20	2	2	0	0	25
24	Mingo, H.	4-10	2-3	1-3	7	3	11	0	2	0	0	26
55	Brown, F.	2-6	1-3	0-0	3	0	5	0	2	0	0	9
03	Hansberry, M.	2-8	0-2	2-5	4	3	6	3	2	1	0	32
04	McCray, R.	2-5	0-1	2-3	3	4	6	2	0	0	0	22
10	Mackey, T.	2-9	2-7	0-0	3	2	8	1	0	0	1	28
35	Lindsey, T.	2-5	0-1	1-2	2	5	5	4	2	0	1	21
41	Ribeiro, F.	1-4	0-0	0-0	2	0	2	0	0	0	0	11
TEAM		4										
TOTALS		25-65	8-22	12-21	42	23	70	12	13	2	2	200
												(.385) (.364) (.571)



Game 11 • Dec. 15 • Fant-Ewing Coliseum • Monroe, La.			
	NORTHWESTERN ST		76
	ULM		63

MONROE, La. - Northwestern State shot 46 percent from the field and knocked in a season-high 13 3-pointers en route to a 76-63 victory over ULM Thursday evening inside Fant-Ewing Coliseum.

The Demons (5-5) finished 13-of-28 from beyond the arc, including six 3s from Louis Ellis. Ellis led Northwestern State with a game-high 19 points on 6-of-11 shooting. Gary Stewart added 12 points while Shamir Davis contributed 11 points for the Demons. Northwestern State has converted a total of 15 3-pointers in its last two games.

ULM (1-10) shot 42.6 percent from the field and outscored Northwestern State 30-18 in the paint. Senior guard Fred Brown scored 14 points and dished out four assists to lead the way for the Warhawks.

Sophomore Steven McClellan finished one rebound shy of a double-double with 10 points and nine rebounds, and sophomore guard Charles Winborne scored in double figures for the second straight game with 13 points.

Ellis hit a trio of 3-pointers in the second half to help the Demons build its 10-point halftime advantage to as many as 21 with 5:31 remaining in the game. Northwestern State embarked on an 18-8 run midway through the second half to lead 71-51 with 6:01 to play.

The Demons hit eight 3-pointers and shot a blistering 50 percent in the first half to take a 45-35 advantage at halftime. Northwestern State converted its first three 3-pointers of the half and led 11-2 with 17:08 remaining before the break. Stewart scored six straight points, including a 3-pointer, to give Northwestern State a 19-6 lead at the 13:21.

ULM battled back with a 7-0 spurt to get as close as five at 25-20 on a layup from Brown with 10:10 remaining before the half. Five points is as close as the Warhawks would get though as Northwestern State answered with seven straight points to build its lead back up to 12.

No.	Northwestern St.	FG	3FG	FT	R	F	TP	A	TO	B	S	MIN
34	Roberson, G.	1-2	0-0	3-4	4	2	5	1	1	0	1	23
42	Mosley, W.	1-1	0-0	2-2	4	3	4	0	1	1	1	15
00	Davis, S.	3-6	1-1	4-5	1	3	11	6	2	0	4	24
01	Jacobs, D.	1-3	1-1	0-0	0	1	3	0	0	1	1	9
22	Ellis, L.	6-11	6-10	1-2	3	1	19	2	3	1	1	23
02	Washington, T.	2-3	2-3	0-0	2	3	6	1	1	0	0	13
10	Robinson, P.	0-3	0-3	1-4	1	1	1	1	1	1	0	17
11	Brisco, J.	1-2	0-0	0-0	1	1	2	2	1	0	0	10
33	Hulbin, J.	3-7	1-3	1-2	4	1	8	0	0	0	0	17
35	Evans, O.	1-1	0-0	2-3	4	1	4	1	0	1	0	15
40	Frazier, M.	0-2	0-0	1-2	1	3	1	0	0	1	0	10
44	Stewart, G.	4-9	2-7	2-3	3	2	12	1	2	0	4	24
TEAM					1			1				
TOTALS		23-50	13-28	17-27	29	22	76	15	13	6	12	200
		(.460) (.464) (.630)										

No.	ULM	FG	3FG	FT	R	F	TP	A	TO	B	S	MIN
05	Bibi Ndongo, C.	1-2	0-0	3-5	4	2	5	2	0	0	1	26
41	Ribeiro, F.	0-0	0-0	0-0	1	1	0	0	2	0	0	6
11	Winborne, C.	5-8	1-1	2-4	2	1	13	0	2	0	1	27
24	Mingo, H.	0-2	0-1	2-2	2	0	2	0	1	1	0	12
55	Brown, F.	5-10	0-2	4-4	0	4	14	4	3	0	1	29
03	Hansberry, M.	0-2	0-1	3-4	0	0	3	0	0	0	1	7
04	McCray, R.	0-1	0-0	0-0	4	0	0	2	1	0	1	19
10	Mackey, T.	3-9	1-3	1-2	2	5	8	0	2	1	0	29
15	McClellan, S.	4-7	0-0	2-2	9	5	10	2	3	1	1	19
23	Smith, R.	1-2	0-0	1-2	0	0	3	0	0	0	0	6
33	Martin, D.	0-2	0-0	0-1	0	0	0	0	0	0	0	7
35	Lindsey, T.	1-2	0-1	3-3	2	5	5	1	1	0	2	13
TEAM					5	1						
TOTALS		20-47	2-9	21-29	31	24	63	11	15	3	8	200
		(.426) (.222) (.724)										


Technical Fouls: Northwestern State-None. ULM-TEAM

Officials: Lee Cassell, Scott Davis, Kerby Sitton

Attendance: 1,278

Score by Half

Northwestern State..... 45-31 76
ULM 35-28 63

Game 12 • Dec. 19 • Fant-Thomas & Mack Center • Las Vegas, Nev.			
	ULM		63
	UNLV		81

LAS VEGAS – No. 21 UNLV flexed its muscles Monday as it topped ULM 81-63 in men's basketball action inside the Thomas & Mack Center. The Runnin' Rebels (12-2) forced 19 turnovers and shot a blistering 58.1 percent from the field to earn its third consecutive victory.

The Warhawks (1-11) played a ranked opponent tough for the third time this season and kept it close in the first half before UNLV surged ahead in the second half. ULM finished the game shooting 45.1 percent from the field, including 6-of-16 from 3-point range.

Sophomore center Steven McClellan scored a career-high 16 points to go with seven rebounds to lead four Warhawks in double-digit scoring. Senior Hugh Mingo contributed 15 points and freshman Trent Mackey tied his career high with 13 points. Senior Fred Brown went 6-of-6 from the free-throw line and finished with 12 points, six rebounds and four steals.

ULM outrebounded its opponent for the third straight game with an impressive 32-22 advantage on the boards against UNLV. The Runnin' Rebels came into the game with a +5.5 rebounding margin.

The Runnin' Rebels put the game out of reach with an 11-0 run to start the second half. Mike Moser capped the run with a basket in transition to give UNLV a 48-27 advantage with 16:00 remaining in the game. UNLV built its lead to as many as 29 with 7:15 remaining before ULM rallied in the final minutes.

UNLV's Chace Stanback scored a career-high and game-high 29 points, including an 8-of-9 effort from 3-point range. Stanback finished 10 of 13 from the field in 32 minutes of action. Carlos Lopez tallied 12 points and nine rebounds off the bench and Oscar Bellfield finished with 10 points for the Runnin' Rebels.

The Warhawks never led in the game, but put up a valiant effort in the first half. Mingo came off the bench and gave ULM a spark to keep the game close in the first half. He hit back-to-back 3-pointers to get the Warhawks as close as 25-23 with 5:15 remaining in the opening half.

Stanback hit a 3-pointer and a free throw to spearhead six straight points for the Rebels. Stanback hit another 3-pointer and Lopez added a dunk to give UNLV its largest lead of the first half (37-26) with 1:25 remaining.

No.	ULM	FG	3FG	FT	R	F	TP	A	TO	B	S	MIN
35	Lindsey, T.	1-5	1-1	0-0	3	4	3	3	0	0	0	28
15	McClellan, S.	7-9	0-0	2-2	7	4	16	0	5	0	1	33
10	Mackey, T.	5-9	3-5	0-0	3	2	13	1	2	0	0	37
11	Winborne, C.	1-6	0-2	2-2	2	1	4	0	3	0	2	27
55	Brown, F.	3-10	0-2	6-6	3	1	12	6	5	0	4	30
03	Hansberry, M.	0-1	0-1	0-0	1	0	0	0	1	0	0	10
05	Bibi Ndongo, C.	0-2	0-0	0-0	1	1	0	0	0	0	0	13
24	Mingo, H.	6-9	2-5	1-4	3	5	15	0	1	0	0	22
41	Ribeiro, F.	0-0	0-0	0-0	0	0	0	0	1	0	0	0+
TEAM					9							
TOTALS		23-51	6-16	11-14	32	18	63	10	19	0	7	200
		(.451) (.375) (.786)										

No.	UNLV	FG	3FG	FT	R	F	TP	A	TO	B	S	MIN
22	Stanback, C.	10-13	8-9	1-2	4	1	29	1	2	0	1	32
43	Moser, M.	2-5	0-1	2-3	2	2	6	5	2	0	0	27
12	Massamba, B.	0-0	0-0	0-1	0	2	0	0	0	1	2	18
00	Bellfield, O.	4-5	2-2	0-0	1	0	10	2	2	0	4	22
03	Marshall, A.	1-3	0-2	2-2	3	1	4	6	1	3	2	29
02	Wallace, K.	3-4	3-4	0-0	0	2	9	1	1	0	0	20
05	Smith, R.	1-4	1-2	0-0	2	2	3	1	3	0	0	9
11	Lopez, C.	4-4	0-0	4-7	9	3	12	1	0	2	0	21
20	Mashour, K.	0-1	0-0	0-0	1	1	0	0	0	0	0	1
31	Hawkins, J.	0-4	0-3	8-10	0	0	8	3	1	1	2	21
TEAM					0							
TOTALS		25-43	14-23	17-25	22	14	81	20	12	7	11	200
		(.581) (.609) (.680)										

Technical Fouls: None

Officials: Bob Staffen, Tony Padilla, Shawn Lehigh

Attendance: 11,515

Score by Half

ULM 27-36 63
UNLV 37-44 81



TV/RADIO ROSTER



3 • MARCELIS HANSBERRY
Sophomore • Guard
Jackson, Miss.



4 • R.J. MCCRAY
Sophomore • Guard
Grand Prairie, Texas



5 • CHRISTIAN BIBI NDONGO
Senior • Forward
Yaounde, Cameroon



10 • TRENT MACKEY
Freshman • Guard
Tampa, Fla.



11 • CHARLES WINBORNE
Sophomore • Guard
Shreveport, La.



14 • IFE EKE
Sophomore • Forward
Lagos, Nigeria



15 • STEVEN MCCLELLAN
Sophomore • Center
Fresno, Calif.



23 • REGINALD SMITH
Freshman • Guard
Columbia, La.



24 • HUGH MINGO
Senior • Guard
West Monroe, La.



33 • D'ANDRE MARTIN
Freshman • Guard
Monroe, La.



35 • TREY LINDSEY
Freshman • Forward
Austin, Texas



41 • FABIO RIBEIRO
Senior • Center
Caetnopolis, Brazil




55 • FRED BROWN
Senior • Guard
West Palm Beach, Fla.



KEITH RICHARD
Head Coach



CORD WRIGHT
Assistant Coach



BRANDON ROBERTS
Assistant Coach